

**Key Points:**

- Martian meteorites are currently the only samples that we possess from the Red Planet
- Martian meteorites reveal the compositional diversity of the interior of Mars
- Returned samples from Mars would allow us to better constrain the compositions of the martian interior and its evolution through time

**Supporting Information:**

- Supporting Information S1
- Table S1
- Table S2
- Table S3
- Table S4

**Correspondence to:**

A. Udry,  
[arya.udry@unlv.edu](mailto:arya.udry@unlv.edu)

**Citation:**

Udry, A., Howarth, G. H., Herd, C. D. K., Day, J. M. D., Lapen, T. J., & Filiberto, J. (2020). What Martian meteorites reveal about the interior and surface of Mars. *Journal of Geophysical Research: Planets*, 125, e2020JE006523. <https://doi.org/10.1029/2020JE006523>

Received 11 MAY 2020

Accepted 16 NOV 2020

## What Martian Meteorites Reveal About the Interior and Surface of Mars

A. Udry<sup>1</sup> , G. H. Howarth<sup>2</sup> , C. D. K. Herd<sup>3</sup> , J. M. D. Day<sup>4</sup> , T. J. Lapen<sup>5</sup> , and J. Filiberto<sup>6</sup> 

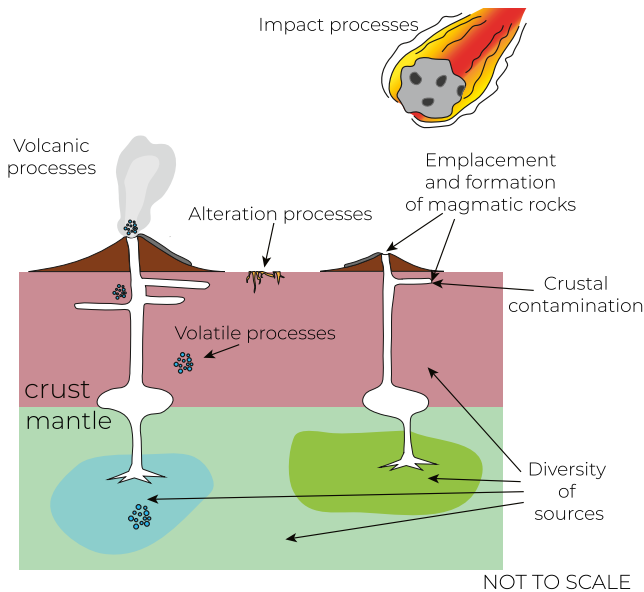
<sup>1</sup>Department of Geosciences, University of Nevada Las Vegas, Las Vegas, NV, USA, <sup>2</sup>Department of Geological Sciences, University of Cape Town, Rondebosch, South Africa, <sup>3</sup>Department of Earth and Atmospheric Sciences, University of Alberta, Edmonton, AB, USA, <sup>4</sup>Scripps Institution of Oceanography, University of California San Diego, La Jolla, CA, USA, <sup>5</sup>Department of Earth and Atmospheric Sciences, University of Houston, Houston, TX, USA, <sup>6</sup>Lunar and Planetary Institute, USRA, Houston, TX, USA

**Abstract** Martian meteorites are the only direct samples from Mars, thus far. Currently, there are a total of 262 individual samples originating from at least 11 ejection events. Geochemical analyses, through techniques that are also used on terrestrial rocks, provide fundamental insights into the bulk composition, differentiation and evolution, mantle heterogeneity, and role of secondary processes, such as aqueous alteration and shock, on Mars. Martian meteorites display a wide range in mineralogy and chemistry, but are predominantly basaltic in composition. Over the past 6 years, the number of martian meteorites recovered has almost doubled allowing for studies that evaluate these meteorites as suites of igneous rocks. However, the martian meteorites represent a biased sampling of the surface of Mars with unknown ejection locations. The geology of Mars cannot be unraveled solely by analyzing these meteorites. Rocks analyzed by rovers on the surface of Mars are of distinct composition to the meteorites, highlighting the importance of Mars missions, especially sample return. The Mars 2020 *Perseverance* rover will collect and cache—for eventual return to Earth—over 30 diverse surface samples from Jezero crater. These returned samples will allow for Earth-based state-of-the-art analyses on diverse martian rocks with known field context. The complementary study of returned samples and meteorites will help to constrain the evolution of the martian interior and surface. Here, we review recent findings and advances in the study of martian meteorites and examine how returned samples would complement and enhance our knowledge of Mars.

**Plain Language Summary** Scientists learn about the formation and evolution of planets, such as Mars, by studying rock samples. Obtaining rock samples from Mars makes it possible to study them in state-of-the-art laboratories on Earth with high degrees of precision and accuracy. Currently, samples from Mars are obtained as meteorites that have been ejected from the planet. We can study these rocks to learn about volcanic processes and their chemistry and timing in the context of martian geology. This review paper summarizes the information we have learned about Mars's geology by analyzing martian meteorites. Most of the data collected provide evidence that the interior of Mars is compositionally varied with high diversity in chemical makeup throughout time. However, most meteorites are relatively young with few older rocks (older than 2.4 billion years old) analyzed to date. The Mars 2020 mission plans on collecting older samples directly from Mars's surface, in the Jezero crater, for eventual return to Earth, as early as 2031. The study of both meteorites and returned samples is essential to gain a full understanding of the interior composition, evolution, and geological characteristics of different locations on the Red Planet.

### 1. Introduction

For the past 55 years, orbiters have documented the global mineralogy, composition, and geomorphology of Mars. Landers and rovers have constrained field context and measured the chemistry and mineralogy of surface rocks in situ, including remote and contact analyses. Instruments deployed on the martian surface by landers and rovers, however, do not have the precision and accuracy of analytical techniques employed in Earth-based laboratories, cannot examine multiple physical or geochemical sample parameters, nor can they reproduce the field context provided by human beings. Analyses in terrestrial laboratories can determine the chemistry, mineralogy, elemental and isotopic compositions, as well as physical properties



**Figure 1.** Schematic diagram representing the different kinds of information that martian meteorites can provide about the martian surface and interior. Blue bubbles represent highly volatile compounds, such as OH, H<sub>2</sub>O, CO<sub>2</sub>, Cl, and S. Not to scale.

of samples from hand-sample to the atomic scale. On the other hand, Earth-based laboratory studies, such as these, are restricted to meteorites, for which there is little to no field context. Nonetheless, using samples, several fundamental planetary processes have been documented. These include the timing and nature of emplacement and formation of magmatic rocks, the nature and timing of planetary accretion and differentiation, the chemical and isotopic diversity of the mantle, the distribution and evolution of volatile compounds in and on Mars, environments and timing of alteration and weathering, and impact processes (Figure 1).

Martian meteorites are the only samples currently available from Mars. Crater-forming meteorite impact events on Mars generated sufficient energy to eject fragments of the crust through the atmosphere and into space (escape velocity ~5 km/s; Fritz et al., 2005) through near-surface spallation (e.g., Head et al., 2002). Fragments of these ejection events represent the martian meteorites that have so far been recovered in Antarctica, Morocco, Libya, Tunisia, Egypt, France, Chile, USA, India, Nigeria, Mali, Mauritania, Brazil, and Oman.

The martian meteorites were traditionally divided into three main groups: called the shergottites, nakhlites, and chassignites, after their namesake meteorites, Shergotty, Nakhla, and Chassigny. As such, igneous protolith (herein referred to as simply igneous) martian meteorites are also referred to as “SNCs.” The traditional “SNCs” have mafic to ultramafic compositions (~4–30 wt.% MgO). In addition, martian meteorites include a few specimens that do not fall into the traditional “SNC” classification:

the orthopyroxenite Allan Hills (ALH) 84001 and the polymict breccia NWA 7034 and its 16 paired meteorites. Note that paired meteorites originate from the same parent meteoroid that broke up into several pieces upon ejection from Mars or upon entry into Earth’s atmosphere). Most martian meteorites are geologically young (Amazonian), with shergottites predominantly being mid- to late Amazonian in age (crystallization ages of <716 Ma), early Amazonian ages nakhlites and chassignites that have been dated at ~1.3 Ga (Borg et al., 2002, 2003; Brennecka et al., 2014; Cohen et al., 2017; Herd et al., 2017a; Lapen et al., 2017; Nyquist et al., 2001, 2009; Righter et al., 2018). There are two Noachian lithologies: ALH 84001 dated at 4.1 Ga and igneous clasts within NWA 7034 that are as old as 4.5 Ga (Bellucci et al., 2018; Bouvier et al., 2018; Lapen et al., 2010; McCubbin et al., 2016a).

McSween and Stolper (1980) first proposed that the meteorites Shergotty and Zagami were derived from Mars: their chemistry, mineralogy, and ages suggested that they originate from a body large enough to still be volcanically active during the last half billion years. The first definitive evidence for a martian origin was accomplished by linking the martian atmospheric noble gases, C, and N isotopic compositions and concentrations measured by the Viking landers in 1976 to trapped gas compositions in impact-melt glasses in the Elephant Moraine (EETA) 79001 meteorite (Bogard & Johnson, 1983). While such studies have only been completed for a handful of these meteorites, all suspected martian meteorites are now confirmed using their bulk oxygen isotopic compositions. Mars has  $\Delta^{17}\text{O}$  isotopic composition that is ~0.3‰ heavier than terrestrial or lunar samples and falls along a mass-dependent fractionation line (e.g., Ali et al., 2016). Although the exact locations of origin for meteorites on the martian surface are currently unconstrained, the mineralogy, petrology, major and trace element and isotopic compositions, and ages of martian meteorites have been fundamental for providing constraints on the evolution of the red planet throughout its geologic history.

The Mars 2020 rover *Perseverance* is the first mission of the Mars Sample Return (MSR) campaign that will eventually cache over 30 samples for return to Earth as early as 2031 (iMOST report, Beatty et al., 2019). For the first time, we may have access to samples with a known field context and location at the martian surface. In addition to the ability for analysis in Earth-based laboratories, these returned samples will presumably represent the geologic diversity for one location (also see iMOST report, Beatty et al., 2019). They will also provide opportunity for ground truth of remote-sensing analyses and help to calibrate crater age counting

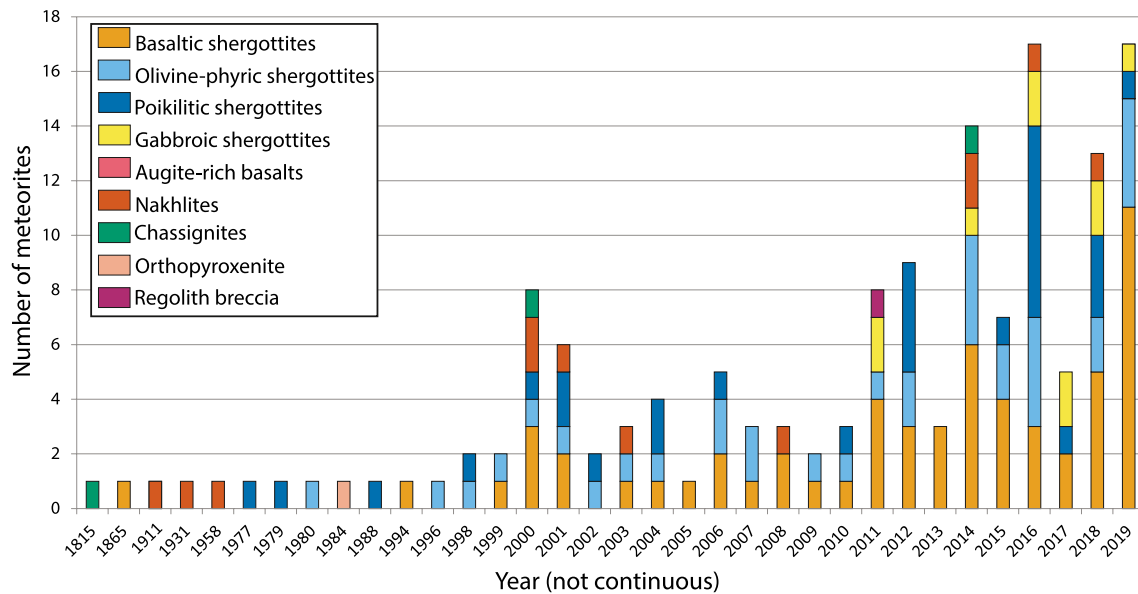


Figure 2. Number of meteorites recovered each year separated by types of martian meteorites (x-axis with no continuous years).


on Mars, if ages on the collected rocks can be obtained and their stratigraphic relationships constrained. In view of these likely advances, we provide a review of the main discoveries from martian meteorites, paying particular attention to the latest discoveries in the last 6 years, during which martian meteorite discoveries have almost doubled. We examine the significance of these discoveries for understanding martian geology and the open questions that result from their study—questions which may only be addressed with a suite of returned samples from Jezero crater.

## 2. A Variety of Lithologies Representing Predominantly Igneous Martian Processes

### 2.1. Source and Availability of Martian Meteorites

At the time of writing this manuscript, 262 officially classified martian meteorites have been recovered, suggested to represent 150 pairing groups (Meteoritical Bulletin Database). Paired meteorites originate from the same parent meteoroid that broke up into several pieces upon ejection from Mars or upon entry into Earth's atmosphere. Table S1 is a compilation of the currently known martian meteorites, including paired groups. Note that not all paired groups have been confirmed in peer-reviewed publications and are based on the meteorite list created by A. J. Irving (<https://imca.cc/mars/martian-meteorites-list.htm>, not representing an official database). Table S2 includes the number of meteorites per type, for paired groups and unpaired individual meteorites. The total mass of martian meteorites is ~211 kg, with the most massive meteorites, including recovered strewn field stones, being Zagami (~18 kg), Tissint (~12 kg), and Nakhla (~9.9 kg).

The rate of recovery of martian meteorites has varied significantly over the last two centuries (Figure 2). Five witnessed meteorite falls have been reported, including: the first discovered martian meteorite Chassigny in 1815 (Champagne-Ardenne, France), Shergotty in 1865 (Bihar, India), Nakhla in 1911 (Al Buhayrath in Egypt), Zagami in 1962 (Katsina, Nigeria), and Tissint in 2011 (Guelmim-Es-Semara, Morocco). A total of 30 samples have been recovered in Antarctica by the US Antarctic Search for Meteorites and Japanese National Institute of Polar Research missions. The number of martian meteorites has increased dramatically since the first discovery, with 9 by 1980, 25 by 2000, and 57 by 2010 (Figure 2). Since 2014 (representing the year where the Eighth International Conference on Mars took place), 73 martian meteorites have been recovered, constituting 48% of the current collection, with all of them being found in Morocco, Algeria, Mali,



**Figure 3.** From top to bottom and left to right: (a) Basaltic shergottites: NWA 8657 (Backscatter Electron—BSE—image); basaltic shergottites mostly contain pyroxene and maskelynite and are characterized by the absence of olivine phenocrysts or megacrysts. (b) Olivine-phyric shergottite: LAR 06319 (XPL image); olivine-phyric shergottites are porphyritic and contain olivine phenocrysts with later-crystallizing olivine, pyroxene, and maskelynite. (c) Poikilitic shergottite NWA 4468 (XPL image); poikilitic shergottites contain olivine chadacrysts enclosed by large pyroxene oikocrysts (from 3 to 10 mm in length), with later-crystallizing olivine, pyroxene, and maskelynite. (d) Gabbroic shergottite NWA 6369 (BSE image); gabbroic shergottites contain cumulate pyroxene or plagioclase (average > 1 mm up to 5 mm in length). (e) Augite-rich shergottite: NWA 8159 (BSE image from Herd et al., 2017a); NWA 8159 has an intergranular texture of plagioclase, augite, and olivine, and also lacks pigeonite. (f) Nakhilite: MIL 090030 (XPL image); nakhilites are clinopyroxene-rich rocks containing cumulus pyroxene and olivine. (g) Chassignite: NWA 2737 (XPL image); chassignites are olivine cumulates with chromite inclusions and interstitial plagioclase, orthopyroxene, and phosphate minerals. (h) Orthopyroxenite ALH 84001 (XPL image, courtesy of Allan Treiman, Lunar and Planetary Institute); this meteorite is an cumulate that contains minor chromite, augite, glass, olivine, apatite, and 1 vol.% of secondary phases including Fe-Mn-Mg carbonate. (i) Regolith breccia NWA 7034 (BSE image). This rock contains a variety of igneous clasts that include basalt, mugearite, trachyandesite, norite, gabbro, and monzonite (area sizes between 0.04 and 3 mm<sup>2</sup>). Scale bars represent 500 μm for all images.

Mauritania, Libya, Oman, and Chile (Figure 2). They include 68 shergottites, 4 nakhilites, and 1 chassignite. This increase in recovery rate is due to the fact that meteorite hunters, especially in Northwest Africa, have become extremely efficient at identifying valuable achondrites, helped in part by increased access to online resources and social networking, as well as a better understanding of the scientific and financial value of martian meteorites (Mendy Ouzillou, 2020; personal communication).

## 2.2. The Different Types of Martian Meteorites

With the exception of the polymict breccia lithologies, all other martian meteorites recognized to date have igneous origins. In general terms, these igneous rocks range in composition from mafic to ultramafic and contain variable proportions of augite, pigeonite, maskelynite (plagioclase that has been shock metamorphosed to a diaplectic glass in most specimens), olivine, and orthopyroxene, and minor minerals including Cr-spinel, phosphates (merrillite, apatite), sulfides, titanomagnetite, ilmenite, ±baddeleyite, and ±silica. The textures of the different groups of martian meteorites are aphanitic, porphyritic, diabasic (=microgabbroic), and oikocrystic (also represented in Figure 3).

Over the past several years, a large diversity in lithologies, textures, chemistries, igneous crystallization ages, and initial radiogenic isotopic compositions has been observed for martian meteorites, especially for shergottites. In this section, we describe the diversity among meteorites from Mars. Different groups of martian meteorites are distinguished based on their trace element geochemistry and radiogenic isotopic compositions (yielding insights on the mantle sources), emplacement histories (known by mineralogy and textures), and crystallization and ejection ages (based on measurements of long- and short-lived isotopic systems). A compilation of all published martian meteorite bulk compositions is provided in Table S3. This table also includes igneous compositions found at Gusev and Gale craters. Other compilations of bulk major element data are also found in Filiberto (2017) and Treiman and Filiberto (2014).

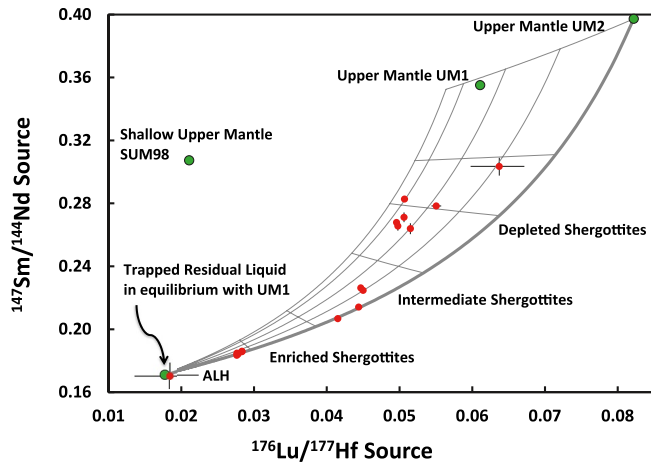
### 2.2.1. Shergottites

The shergottites are the most abundant type of martian meteorites, accounting for 89% of the total collection by number and 82% by mass. Shergottites are geochemically classified based on their relative enrichment or depletion in incompatible trace elements (ITE), and these ITE compositions are largely inherited from their mantle sources. The range in ITE compositions of the martian mantle likely formed during silicate planetary differentiation and crystallization after a magma ocean phase (e.g., Borg & Draper, 2003; Debaille et al., 2008) very early in Mars' history (e.g., Borg et al., 2016; Debaille et al., 2007). As observed, the long-term variations in mantle ITE compositions have resulted in relatively large variations in radiogenic isotopic compositions in these mantle sources.

Subsequent partial melting of these mantle sources has imparted distinct isotopic compositions to the shergottites derived from them (e.g., Borg et al., 2003; Lapen et al., 2017).

Coupled variations in ITE, including bulk rock rare earth elements (REEs), and radiogenic isotopic compositions (<sup>147</sup>Sm/<sup>144</sup>Nd and <sup>176</sup>Lu/<sup>177</sup>Hf) are used to distinguish three groupings of shergottites (Figure 4); these groups include specimens that are either relatively enriched in ITE, depleted in ITE, or have compositions



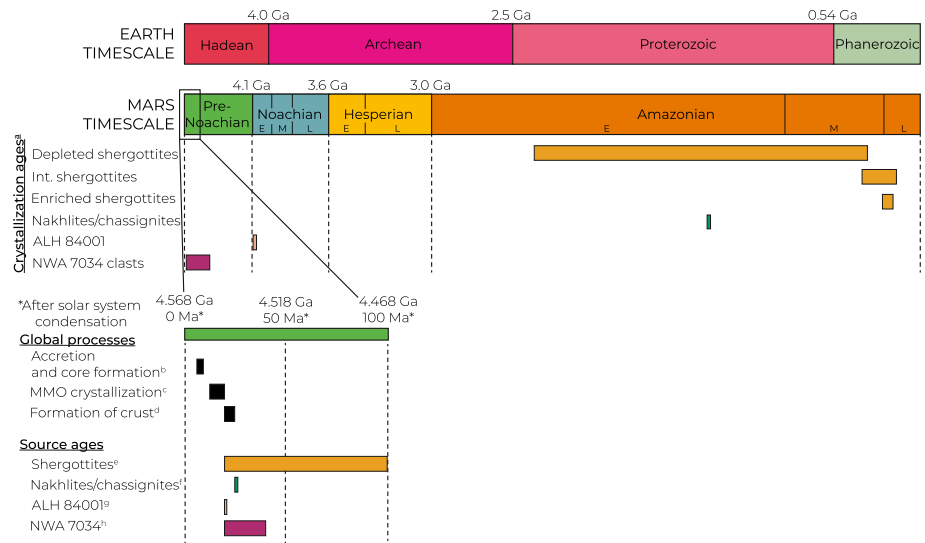


**Figure 4.** Calculated  $^{176}\text{Lu}/^{177}\text{Hf}$  and  $^{147}\text{Sm}/^{144}\text{Nd}$  source ratios of shergottites and ALH 84001 (red with two standard deviation error bars; Lapen et al., 2017 and references therein) superimposed to a hypothetical source end-member mixing array (gray) using end-member compositions (green) calculated from a progressive Mars magma ocean (MMO) crystallization model of Debaille et al. (2008). The enriched end-member, which is identical to the independently calculated source composition for ALH 84001, is hypothesized to reflect residual trapped liquid in equilibrium with cumulates of upper mantle (UM1). The most depleted end-member can be represented by an assemblage that reflects earlier-formed cumulates formed during MMO crystallization (UM2). The third component could either be represented by cumulates forming UM1 or shallow upper mantle (SUM98). In the modeled mixing array (gray), it is assumed that SUM98 represents the upper mantle cumulate assemblage. Please see Debaille et al. (2008) and Lapen et al. (2010, 2017) for details of the MMO crystallization modeling and data.

intermediate between the enriched and depleted groupings. Depleted shergottites have bulk REE compositions with  $(\text{La}/\text{Yb})_{\text{CI}} < 0.3$  and have relatively low initial  $^{87}\text{Sr}/^{86}\text{Sr}$ ,  $^{207,206,208}\text{Pb}/^{204}\text{Pb}$ , and  $^{187}\text{Os}/^{188}\text{Os}$  ratios, and relatively high initial  $^{142,143}\text{Nd}/^{144}\text{Nd}$  and  $^{176}\text{Hf}/^{177}\text{Hf}$  ratios. Enriched shergottites have REE compositions relatively enriched in the more incompatible REE resulting in  $(\text{La}/\text{Yb})_{\text{CI}} > 0.8$ . The relative enrichment in ITE is associated with relatively high initial  $^{87}\text{Sr}/^{86}\text{Sr}$ ,  $^{207,206,208}\text{Pb}/^{204}\text{Pb}$ , and  $^{187}\text{Os}/^{188}\text{Os}$  ratios, and relatively low initial  $^{142,143}\text{Nd}/^{144}\text{Nd}$  and  $^{176}\text{Hf}/^{177}\text{Hf}$  ratios. Intermediate shergottites, with  $(\text{La}/\text{Yb})_{\text{CI}}$  of 0.3–0.8, represent compositions intermediate between the enriched and depleted endmember compositions (Armytage et al., 2018; Borg et al., 2002, 2003, 2016; Brandon et al., 2000, 2012; Brennecka et al., 2014; Combs et al., 2019; Debaille et al., 2008; Ferdous et al., 2017; Filiberto et al., 2012; Lapen et al., 2017; McSween, 2015; Nyquist et al., 2001; Paquet et al., 2020; Shafer et al., 2010; Symes et al., 2008; Tait & Day, 2018; Usui et al., 2010). Shergottite sources are further described in Section 4.1.

Shergottites can be classified into different groups according to their texture (i.e., grain size, shapes, and modal abundances). The different textures represent mineral formation and emplacement in the shallow subsurface or perhaps eruption at the surface. First are the basaltic shergottites, which mostly contain pyroxene (average lengths of 0.3 mm, up to 1 mm) and maskelynite and are characterized by the absence of olivine phenocrysts or megacrysts (Figure 3a; e.g., He et al., 2015; Howarth et al., 2018; McSween et al., 1996; Rubin et al., 2000). Second in abundance are the olivine-phyric shergottites, which are porphyritic and contain olivine phenocrysts (sometimes megacrystic with sizes up to 2.5 mm) with later-crystallizing olivine, pyroxene, and maskelynite (Figure 3b; grains in the groundmass of  $\sim 0.25$  mm; e.g., Balta et al., 2015; Basu Sarbadhikari et al., 2009; Basu Sarbadhikari et al., 2016; Chen et al., 2015; Dunham et al., 2019; Goodrich, 2002; Liu et al., 2016a). Third are the poikilitic shergottites that contain olivine chadacrysts (up to 1.8 mm) enclosed by

large pyroxene oikocrysts (from 3 to 10 mm in length), with later-crystallizing olivine, pyroxene, and maskelynite (Figure 3c; Combs et al., 2019; Howarth et al., 2014; Kizovski et al., 2019; Rahib et al., 2019; Walton et al., 2012). Poikilitic shergottites were previously termed lherzolic shergottites (e.g., Mikouchi & Kurihara, 2008). However, in the last decade, numerous new finds and descriptions of this group of shergottites have shown that many of them have  $>10\%$  plagioclase, and thus, are not lherzolites *sensu stricto* (Walton et al., 2012). The fourth type are gabbroic shergottites, which contain cumulate pyroxene or plagioclase (Figure 3d; Filiberto et al., 2018; Filiberto et al., 2016a; Udry et al., 2017). Most shergottites studied before 2014 were fine-grained or diabasic, but new gabbroic specimens (=crystallized at depth under the martian surface) have now been recovered, including NWA 6963 (pyroxene cumulate) and NWA 7320 (plagioclase cumulate) (Filiberto et al., 2014; Filiberto et al., 2018; Hewins et al., 2019; Udry et al., 2017). Gabbroic shergottites are similar to basaltic shergottites but have a cumulate texture (with average grain size of cumulus grains of pyroxene or plagioclase  $> 1$  mm up to 5 mm in length) and geochemically show indications of crystal accumulation. They may be related to basaltic shergottites through magmatic processes (see Section 3.1.). Hewins et al. (2019) describe NWA 10414, which is a pigeonite-rich (73 mod.%) cumulate shergottite, with pigeonite grain lengths up to 4 mm. It is a distinctive shergottite, as it does not contain augite in any significant quantity. A recent discovery among the olivine-phyric shergottites is the presence of olivine phenocrysts that display concentric core-to-rim color differences in transmitted light, from amber to red-brown to clear (e.g., NWA 7042, Izawa et al., 2015; Kizovski et al., 2020; NWA 10416, Piercy et al., 2020; Váci et al., 2020). While the alteration of olivine to iddingsite is not uncommon in the martian meteorites (attributable to either low-temperature aqueous alteration on Mars or a similar process on Earth), this particular texture is distinct and has been suggested to be due to deuteric alteration (i.e., reaction with magmatic fluids



**Figure 5.** Timeline of major processes in Mars' history based on martian meteorite studies (see text for references), including crystallization ages, source ages, and global processes. Age periods from Hartmann and Neukum (2001) chronology with thinner lines representing different divisions of martian periods (e.g., E: early, M: mid, and L: late). The most recent studies were used in this figure for each processes; crystallization ages of depleted shergottites from Borg et al. (2008), Combs et al. (2019), Ferdous et al. (2017), Lapen et al. (2009), Moser et al. (2013), Nyquist et al. (2001), Shafer et al. (2010), Usui et al. (2010), intermediate shergottites from Borg et al. (2002), Nyquist et al. (2001, 2009); depleted shergottite ages from Brennecka et al. (2014), Herd et al. (2017a), Lapen et al. (2017), Nyquist et al. (2001), Shih et al. (2011); nakhlites and chassignites from Cohen et al. (2017), Kramer Ruiggui et al. (2020), Nyquist et al. (2001), Udry and Day (2018); ALH 84001 from Lapen et al. (2010), NWA 7034 clasts from Baziotis et al. (2018), Bellucci et al. (2018), Bouvier et al. (2018), Hu et al. (2019), McCubbin et al. (2016a), Nyquist et al. (2016). Ages of accretion and core formation from Foley et al. (2005), Kruijjer et al. (2017), Kleine et al. (2004); MMO crystallization from Kruijjer et al. (2017); crust formation from Bouvier et al. (2018); shergottite source ages from Borg et al. (2016) and Debaille et al. (2007), Kruijjer et al. (2017), Foley et al. (2005); nakhlite source age from Debaille et al. (2009); ALH 84001 source age from Kruijjer et al. (2017); and NWA 7034 source ages from Kruijjer et al. (2017) and Bouvier et al. (2018).

during crystallization; Kizovski et al., 2020; Kuebler, 2013; Váci et al., 2020) or, alternatively, preferential terrestrial alteration (Piercy et al., 2020).

Two recently described shergottites, NWA 7635 and NWA 8159, are distinct in texture and crystallization age from the other shergottites, but which overlap in ejection age (Figure 3e; see Section 5). Northwest Africa 7635, dated at  $2.40 \pm 0.14$  Ga, consists of phenocrysts of maskelynite (up to 200  $\mu\text{m}$  in length), augite, and olivine in a maskelynite and pyroxene groundmass, but lacks pigeonite (Lapen et al., 2017). Northwest Africa 8159, originally described as an augite basalt (Herd et al., 2017a), is dated at  $2.37 \pm 0.25$  Ga, has an intergranular texture of plagioclase (partially converted to maskelynite), augite, and olivine (with grain sizes varying from 100 to 200  $\mu\text{m}$ ), and also lacks pigeonite. Orthopyroxene in this rock is the result of a subsolidus reaction (Herd et al., 2017a). Both rocks are depleted in LREE with  $(\text{La}/\text{Yb})_{\text{Cr}} \sim 0.1$ , but with a slightly different  $\text{Dy}/\text{Lu} \sim 0.84$  (compared to  $\text{Dy}/\text{Lu} > 1$  in other shergottites). Nevertheless, the depleted nature, geochemistry, and radiogenic isotopic characteristics of NWA 7635 suggest that it is derived from the same mantle sources as the depleted shergottites (Lapen et al., 2017).

The majority of the shergottites are late Amazonian in age with enriched shergottite crystallization ages ranging from 165 to 225 Ma (Borg et al., 2008; Combs et al., 2019; Ferdous et al., 2017; Lapen et al., 2009; Moser et al., 2013; Nyquist et al., 2001; Shafer et al., 2010; Usui et al., 2010), intermediate shergottites ranging from 150 to 346 Ma (Borg et al., 2002; Nyquist et al., 2001, 2009), and depleted shergottite ages from 327 Ma to 2.4 Ga (including NWA 7635 and 8159; Brennecka et al., 2014; Herd et al., 2017a; Lapen et al., 2017; Nyquist et al., 2001; Shih et al., 2011). The timing of formation of shergottites and other meteorites is represented in Figure 5.

Using Pb-Pb isotopic compositions, Bouvier et al. (2018) and Bouvier et al. (2008, 2009) proposed >4 Ga Noachian ages for all shergottites. However, other isotopic systems, such as Rb-Sr, Lu-Hf, Sm-Nd, U-Pb, and Re-Os, are concordant and yield Amazonian ages. Bellucci et al. (2015) proposed that the Pb-Pb compositions of shergottites do not represent an >4 Ga isochron age, but minor additions from an additional highly radiogenic, probably crustal reservoirs on Mars. The radiogenic Pb component may be widespread and mixed into virtually every martian meteorite (Bellucci et al., 2016; Gaffney et al., 2011). Gaffney et al. (2011) showed that maskelynite is more susceptible to Pb disturbance than other minerals. Maskelynite is a diaplectic glass formed during shock and is common in shergottites, which have Sm-Nd and Pb-Pb isochron ages that are identical within uncertainties. Gaffney et al. (2007) also observed that U-Pb ages generated older apparent ages (~4.3 Ga) for shergottites that they interpreted as being erroneous. Furthermore, Niihara et al. (2012) showed that U-Pb baddeleyite ages were not reset through shock but give younger ages than bulk rock Pb-Pb data, and thus support “young” ages for shergottites. The combined evidence from independent isotopic systems (Ar-Ar, Rb-Sr, Lu-Hf, Sm-Nd, Re-Os, and U-Pb) is that the shergottites have relatively young eruption ages, between 150 and 2,400 Ma. An important goal in measuring samples from Jezero crater in terrestrial laboratories will be to examine the cause of discrepancy of whole-rock Pb-Pb in some martian samples from any other long-lived isotope systems (e.g., Rb-Sr, Lu-Hf, Sm-Nd, and Re-Os).

### 2.2.2. Nakhrites and Chassignites

Nakhrites and chassignites make up ~10% of the total martian meteorite collection by number and 17% by mass. Nakhrites are ~1.3 Ga clinopyroxene-rich igneous rocks containing cumulus pyroxene and olivine (average lengths between 0.3 and 0.4 mm), with minor glass, plagioclase, phosphate minerals, fayalite-rich olivine in the mesostasis, titanomagnetite, and sulfide minerals (Figure 3f; Treiman, 2005). Chassignites are ~1.3 Ga dunitic rocks comprising cumulus olivine (average 0.6 mm in length) with chromite inclusions and interstitial plagioclase, orthopyroxene, and phosphate minerals (Figure 3g). All nakhrites and chassignites have similar crystallization (~1.3 Ga) and ejection (~11 Ma) ages (Cohen et al., 2017; Nyquist et al., 2001; Udry & Day, 2018). The similar ejection ages suggest that they all likely originate from the same location on Mars. Nakhrites and chassignites have the same depleted radiogenic isotopic compositions, with high  $^{142}\text{Nd}/^{144}\text{Nd}$ , and  $^{182}\text{W}/^{184}\text{W}$ , and low  $^{87}\text{Sr}/^{86}\text{Sr}$ , but these compositions are distinct from shergottites (Carlson & Boyet, 2009; Caro et al., 2008; Debaille et al., 2009; Foley et al., 2005; Nyquist et al., 2001). Although the nakhrites and chassignites were previously suggested to be unrelated (Wadhwa & Crozaz, 1995), their compositions, textures, and volatile-bearing minerals suggest that they may originate from the same volcanic system (McCubbin et al., 2013; Udry & Day, 2018). The ferroan chassignite NWA 8694 may represent the link between the nakhrites and chassignites based on bulk, mineral, and melt inclusion compositions (Hewins et al., 2020). Previous studies suggested that the nakhrites were emplaced as one magmatic body, often called “cumulate pile” (Berkley et al., 1980; Day et al., 2006; Mikouchi et al., 2012). According to their mineral chemistry, nakhrites represent different degrees of thermal processing, attributed to their relative position in the “cumulate pile” (Day et al., 2006; Jambon et al., 2002; Mikouchi et al., 2003; Sautter et al., 2002; Treiman, 2005; Treiman & Irving, 2008). The recovery and study of new nakhrites and chassignites since 2014 (Balta et al., 2017; Corrigan et al., 2015; Jambon et al., 2010; Krämer Ruggiu et al., 2020; Tomkinson et al., 2015; Udry & Day, 2018), however, show greater variation in mineralogy and composition compared to the previously observed samples, suggesting that these rocks were emplaced as several shallow sills and/or lava flows, and may not represent a singular magmatic body. Textural evidence also suggests that the nakhrites have undergone different emplacement and/or shock histories (Corrigan et al., 2015; Griffin et al., 2019; Krämer Ruggiu et al., 2020; Udry & Day, 2018).

### 2.2.3. Allan Hills 84001

Allan Hills 84001 is an igneous cumulate orthopyroxenite (with grain size up to 3.5 mm) that contains minor chromite, augite, glass, olivine, apatite, and 1 vol.% of secondary phases including Fe-Mn-Mg carbonate, the latter notably containing magnetite inclusions and organic matter (Figure 3h; Bradley, 1996; McKay et al., 1996; Mittlefehldt, 1994). Allan Hills 84001 underwent four to five shock events before be-

ing ejected from Mars 14.2 Ma ago (Eugster et al., 2002; Treiman, 1998). The igneous crystallization age is  $4.09 \pm 0.03$  Ga (Lapen et al., 2010), with younger carbonates dated at 3.95 Ga (Beard et al., 2013; Borg et al., 1999). This meteorite became famous after McKay et al. (1996) declared that ALH 84001 showed evidence of past life on Mars, due to the presence of possible indigenous organic molecules (polycyclic aromatic hydrocarbons) and putative fossil bacteria, and because the magnetite inclusions in carbonate globules show chemical and physical characteristics similar to magnetite formed by magnetobacteria on Earth (Thomas-Keppta et al., 2000). However, several studies demonstrate that these features are likely to be abiotic (Anders et al., 1996; Treiman, 2019). A recent study by Koike et al. (2020) presented evidence for ancient N-bearing organic compounds preserved in secondary carbonate in ALH 84001. These authors hypothesized that the surface environments on Mars at the time of carbonate formation might have been less oxidizing than they are now. Carbonates were likely formed through neutral water at  $\sim 25^\circ\text{C}$  (Halevy et al., 2011; Valley et al., 1997). The Sr isotopic compositions of carbonate indicate that the Sr contained in them was largely derived from phyllosilicates produced during pre-4.2 Ga low-temperature aqueous alteration of crustal rocks (Beard et al., 2013). Magnetite formed through shock metamorphism from the Fe-carbonates during rapid temperature increase along carbonate grain faces and edges (Treiman, 2003). In spite of the lack of convincing evidence for ancient life in this rock, the conditions recorded by the carbonates are suggestive of a habitable environment during the Noachian (McSween, 2019; Treiman, 2019).

#### 2.2.4. Polymict Regolith Breccia NWA 7034 and Its Pairs

The polymict regolith breccia NWA 7034 and its 16 paired meteorites totaling a mass of  $\sim 941$  g, including NWA 7533, are perhaps the most significant discovery among the martian meteorites in the past 6 years. These rocks show similar reflectance spectra and bulk composition to the average crust (Agee et al., 2013; Cannon et al., 2015; Humayun et al., 2013). The NWA 7034 meteorite group contains a variety of igneous clasts that include basalt, mugearite, trachyandesite, norite, gabbro, and monzonite (area sizes between  $0.04$  and  $3\text{ mm}^2$ ), some of which originate from distinct parent melts (Figure 3i; Hewins et al., 2017; Santos et al., 2015; Wittmann et al., 2015). They also contain impact melt clasts (Wittmann et al., 2015), at least one of which has the same composition as the surface Gusev basalt Humphrey (Udry et al., 2014). The clasts in NWA 7034 represent the early Noachian lithified portion of the regolith, which has undergone hydrothermal activity (McCubbin et al., 2016a; Nyquist et al., 2016). The variability in rock type and compositions of the different clasts observed in this breccia, including some sedimentary clasts (e.g., Wittmann et al., 2015), show that there are many lithologies in this meteorite not previously represented in the other martian meteorites. This polymict regolith breccia likely assembled by pyroclastic eruption(s) and/or impact event(s), then underwent lithification represented by a thermal event at  $\sim 1,500$ – $1,100$  Ma (Bridges et al., 2017; Goderis et al., 2016; Macarthur et al., 2019; McCubbin et al., 2016a). Alternatively, Cassata et al. (2018) proposed that contact metamorphism occurred between  $\sim 1,500$  and  $1,200$  Ma based on  $^{40}\text{Ar}/^{39}\text{Ar}$  ages, with brecciation and lithification happening at  $\leq 225$  Ma. The contact metamorphic event could coincide with a  $^{37}\text{Cl}$ -rich fluid metamorphic event at  $\sim 1.6$  Ma (Hu et al., 2019). Northwest Africa 7034 shows a different and higher bulk oxygen isotopic value than any other martian meteorites (or planetary samples) with  $\Delta^{17}\text{O} = 0.517\text{‰} \pm 0.025\text{‰}$  and  $\delta^{18}\text{O}$  between  $5.5\text{‰}$  and  $7.0\text{‰}$  and might be due to different reservoirs (Agee et al., 2013).

Northwest Africa 7034 igneous clasts contain the oldest dated martian minerals, which are zircons  $> 4,300$  Ma up to  $4,476 \pm 1$  Ma, with a minimum source model age of  $4,547$  Ma, suggesting the formation of an extremely old enriched and andesitic primordial crust, as the last stage of magma ocean crystallization (Baziotis et al., 2018; Bellucci et al., 2018; Bouvier et al., 2018; Hu et al., 2019; McCubbin et al., 2016a; Nyquist et al., 2016). The fact that some alkaline clasts have crystallization ages of  $\sim 4.4$  Ga show that alkaline magmatism occurred early in martian history, possibly due to early partial melting of mantle or contamination of primary magmas by the early alkali-rich martian crust (McCubbin, 2016a). The regolith breccia was launched from Mars between  $\sim 5$  and  $9$  Ma ago and underwent relatively little shock metamorphism (between  $5$  and  $15$  GPa) (Cartwright et al., 2014; Wittmann et al., 2015). The oldest zircons underwent a low-shock history, signifying that the giant impact period on Mars, including the Borealis impact, took place before  $4.48$  Ga, and represent a maximum age for habitable conditions



(assuming that the shock processes on the planet were equally distributed, Cassata et al., 2018; Moser et al., 2019).

### 2.3. Secondary Processes Recorded by Meteorites

Meteorites are invaluable for understanding of the geology of Mars. They have undergone secondary effects that have modified the chemistry that is either related to Mars, such as alteration (e.g., Beard et al., 2013; Bridges & Schwenzer, 2012; Bridges et al., 2001; Leshin & Vicenzi, 2006), mass-independent fractionation of S in the surface environment (Franz et al., 2014), and shock (e.g., Fritz et al., 2005), or that are unrelated to martian processes: that is, terrestrial alteration (e.g., Crozaz et al., 2003). While these secondary processes may pose challenges for interpreting primary processes, nevertheless they are critical for understanding surface processes acting on Mars. Terrestrial alteration processes will not be recorded in returned samples, reducing complication from these effects. However, some of the returned samples may display evidence for shock metamorphism from previous impacts at the martian surface.

#### 2.3.1. Terrestrial Alteration

Most martian meteorites were found in hot (NWA) and cold (Antarctica) deserts, which allow terrestrial alteration and weathering to occur in these rocks. Although martian meteorites found in Antarctica have terrestrial ages and two orders of magnitude older than NWA meteorites (mean age of 30 ka), the latter are more weathered than the cold desert rocks, due to ice limiting interaction with liquid water (Sharp et al., 2019). Chemical alterations are more problematic for analyses. For example, terrestrial evaporites (Mg- and Ca-carbonates, sulfates such as barite) are typically observed in fractures (Bland, 2001; Wadhwa et al., 2020). Through terrestrial alteration, bulk composition can be enriched in Ba, Sr, U, and Ce, and possibly the light REEs (Crozaz et al., 2003). For example, the nakhlite Caleta el Cobre (CeC) 022 shows the highest Ce positive anomaly compared to the other nakhlites, likely due to alteration and oxidation in the Atacama desert (Krämer Ruggiu et al., 2020).

#### 2.3.2. Shock Metamorphism

Shock features can change primary physical and chemical characteristics of the rocks. During ejection from Mars, ejected samples undergo shock metamorphism, which involves mineral deformation (twinning, mosaics, planar fractures) and amorphization of plagioclase (forming a diaplectic glass known as maskelynite), formation of shock melt, olivine reduction to iron nanoparticles, modification of the primary volatile content of apatite, and formation of high pressure minerals, such as ringwoodite ( $\text{Mg}_2\text{SiO}_4$ ), tshintite ( $[\text{Ca},\text{Na}]\text{AlSi}_2\text{O}_6$ ), tuite ( $\gamma\text{-Ca}_3[\text{PO}_4]_2$ ), and coesite ( $\text{SiO}_2$ ) (Fritz et al., 2005; Sharp et al., 2019; Walton et al., 2012, 2014). Shock metamorphism is highly variable in martian meteorites, both between samples and within them. The lowest shock pressures experienced by martian meteorites show that at least 5–14 GPa is required to eject martian material from the surface (Fritz et al., 2005). The presence of crystalline plagioclase in several meteorites (NWA 4480, NWA 10416; Walton et al., 2014, NWA 8159; Sharp et al., 2019, and NWA 12241; Udry et al., 2020) suggests that they were subjected to lower shock pressures than other meteorites, in which all of the plagioclase has been converted to diaplectic glass. Most shergottites show higher shock pressures >19 GPa (Baziotis et al., 2013; Fritz et al., 2005) and rarely up to 70–90 GPa (Kizovski et al., 2019). Nakhlites have undergone limited shock and contain crystalline plagioclase, although they can contain twinned augite (Treiman, 2005). In a given meteorite, the greatest effect of shock is often localized in glassy to partially crystalline melt veins or pockets (e.g., Walton et al., 2014). Melt pockets are now understood to represent the former locations of void spaces or fractures (e.g., Sharp et al., 2019; Walton et al., 2014), providing an explanation for the implantation of atmospheric gases into these meteorites, most likely during the event that ejected them from Mars (Walton et al., 2007). The localization of shock effects and the short duration of shock largely negates arguments that shock features erase original chemical zonation and/or isotopic equilibrium (e.g., El Goresy et al., 2013) as demonstrated by Jones (1986), although care needs to be taken to avoid shock features (especially veins and pockets) for determining petrological and compositional characteristics of the meteorites.

#### 2.4. Mars Bulk Silicate Composition

Meteorites are a key constraint for the bulk composition of Mars. The Wänke and Dreibus models (Dreibus & Wanke, 1985; Wanke & Dreibus, 1988; Wanke et al., 1994) as well as the updated Taylor model (Taylor, 2013) have been the most widely used. By assuming refractory element abundances in the bulk silicate Mars (BSM) are the same as CI carbonaceous chondrites, these models use the elemental compositions of martian meteorites to reconstruct the composition of BSM. Taylor (2013) suggested that Mars is rich in FeO compared to Earth, Venus, or Mercury, suggesting an FeO increase with heliocentric distance (FeO of bulk silicate Earth = 8.0 wt.%, McDonough & Sun, 1995) with a FeO content of 18 wt.% in the Taylor (2013) model and 14.7 wt.% in the new Yoshizaki and McDonough (2020) model in the BSM. The Mars bulk H<sub>2</sub>O is slightly depleted compared to Earth, with water contents of 300 ± 150 ppm versus 500 ppm on Earth, and similar D/H compared to Earth (Taylor, 2013). The martian volatile budget indicates that Mars likely accreted from inner solar system material (Taylor, 2013). Recently, Yoshizaki and McDonough (2020) suggested that CI chondrites do not represent the composition of Mars, and only use shergottite compositions and spacecraft data to determine the BSM. These authors show that Mars is systematically depleted in moderately volatile elements and enriched in refractory lithophile elements at 2.26 times higher abundances than in CI chondrites. According to this study, the martian core contains light elements with ≤7 wt.% of S, less than previously suggested (Stewart et al., 2007), but contains O (5.2 wt.%) and H (0.9 wt.%) (Yoshizaki & McDonough, 2020). The martian mantle is more oxidized and has a lower Mg# (= molar MgO/[MgO + FeO]) of ~0.79 than the Earth's mantle (McDonough & Sun, 1995; Yoshizaki & McDonough, 2020).

#### 2.5. Low-Temperature Alteration Surface Processes on Mars

Orbiters, landers, and rovers have shown geomorphological and mineralogical evidence of the presence of former liquid water on Mars as well as present ice in the polar caps and within the subsurface. Some hydrous minerals present in martian meteorites, like amphibole and apatite, are primary minerals and formed from crystallization of magmas. However, most hydrous minerals in martian meteorites were formed through interaction with water occurring on the martian surface or subsurface. The compositions, textures, and ages of aqueous alteration can provide insights into the hydrologic history of Mars.

To distinguish martian from terrestrial alteration features and textures in meteorites, alteration minerals should ideally be older than the ejection events (e.g., cross cut by shock melt veins), and/or have documented martian compositions (Leshin & Vicenzi, 2006). Variable bulk rock and mineral δD values represent some combination of mantle reservoir(s) and/or near-surface/atmospheric reservoirs with δD values approaching those analyzed at the martian surface (>5,000‰; Villanueva et al., 2015; Webster et al., 2013) supporting a martian provenance (Hallis & Taylor, 2011; Liu et al., 2018; Usui et al., 2012).

All types of martian meteorites show variable degrees of martian alteration. Allan Hills 84001 includes ~1% of carbonate rosettes that have a wide range of compositions and were dated at 3.9 Ga (Borg & Drake, 2005). These carbonates likely formed from precipitation of an aqueous fluid or evaporative brine implying that water/rock interaction occurred during the Noachian (Beard et al., 2013; McSween, 2019; Velbel, 2012). Northwest Africa 7034 and pairs contain accessory pyrite that might have formed through hydrothermal activity under reducing conditions, possibly triggered by the ~1.1–1.5 Ga thermal event (Liu, et al., 2016b; McCubbin et al., 2016a; Wittmann et al., 2015). However, based on zircon compositions, Guitreau and Flahaut (2019) proposed an average alteration age of 227 Ma, close to the impact age suggested by Cassata et al. (2018). Some clast protoliths in NWA 7034 have undergone fluid-rock interactions at higher temperatures (>100°C), before the brecciation impact event (Liu, et al., 2016b).

Nakhlites have undergone variable degrees of aqueous alteration evidenced by a wide variety of alteration minerals: the presence of iddingsite in fractures, Fe-rich carbonates (siderite), phyllosilicates, halite, gypsum, anhydrite, and pyrite/marcasite (Bridges & Grady, 1999; Day et al., 2006; Gillet et al., 2002; Hallis et al., 2014; Jambon et al., 2010; Lee et al., 2018; Tomkinson et al., 2015; Treiman, 2005; Velbel, 2012, 2016). Iddingsite is ubiquitous in nakhlites and a product of hydrous alteration of olivine. It consists of a mixture of smectite, Fe-oxyhydroxides, silica, and salts. Localized alteration of sulfides is observed as hematite when in contact with mesostasis, except when sulfides are armored by Fe-rich pyroxenes (Day et al., 2006). The

alteration of the different nakhlite samples is thought to be ~633 Ma based on iddingsite dating, possibly lasting from as little as 1–10 months (Borg & Drake, 2005; Changela & Bridges, 2010). Daly et al. (2019a) recently proposed that aqueous alteration was aided by fracturing and brecciation by shock.

Shergottites and chassignites are the meteorites that show the least martian secondary alteration, and include Ca-, Mg-, and Fe-Mn-carbonates, chlorite, illite, and smectite (Leshin & Vicenzi, 2006; Stoker et al., 1993), dated between 1 and ~600 Ma (Borg & Drake, 2005; Chen et al., 2015). Recent studies of the olivine-phyric shergottite Tissint, which take advantage of the fact that it was recovered soon after its 2011 fall, and thus preclude most terrestrial effects, demonstrate that shock melt pockets contain a cryptic signature of near-surface martian alteration, as evidenced by higher H<sub>2</sub>O and Cl concentrations and  $\delta$ D and  $\delta^{37}\text{Cl}$  isotopic compositions (Chen et al., 2015; Kuchka et al., 2017; Williams et al., 2016). Similar trends have also been observed in the shergottites Elephant Moraine (EETA) 79001 and Larkman Nunatak (LAR) 06319 (Liu et al., 2018; Usui et al., 2015). Collectively, these studies suggest small amounts of low-temperature alteration by water in contact with surface or atmospheric reservoirs, within fractures or voids that collapsed upon impact to form shock melt pockets (Kuchka et al., 2017; Liu et al., 2018).

It is apparent that shergottites and nakhlites did not undergo extensive leaching or low-temperature major element compositional changes, implying low water-rock interaction in these samples (Chen et al., 2015; Daly et al., 2019a; Treiman et al., 1993). Similar to other meteorites, ALH 84001 also underwent relatively short lived and low water-rock ratio interaction, based on carbonate composition (Melwani Daswani et al., 2016). Although not pervasive, aqueous alteration has affected the source rocks of the martian meteorites from at least the early Noachian to the late Amazonian. The presence of liquid water throughout most of martian geologic history is consistent with surface data (Carr & Head, 2010), although the results from olivine-phyric shergottites may provide insights into subsurface water chemistry over the past 600 Ma (Liu et al., 2018).

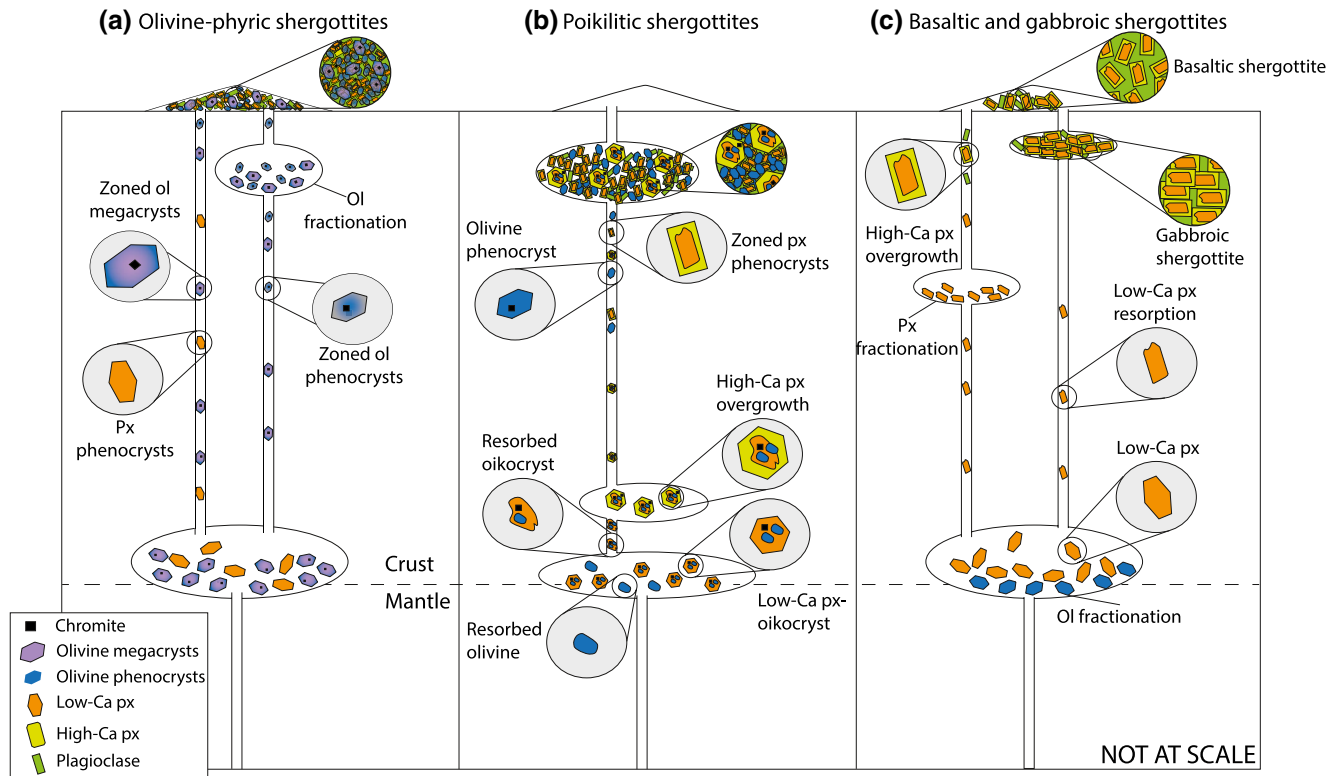
### 3. Igneous Emplacement of Martian Magmas

The diversity in textures and mineralogies observed in martian meteorites indicates various emplacement processes close to the surface of Mars. Although textures and mineralogies can be inferred from observations of surface basalts, the analyses of textures and mineral compositions are much more accurate when conducted on samples in laboratories on Earth. The current number of martian meteorites and increasing number of ejection age determinations have allowed groupings of meteorites into different ejection sites and volcanic systems, and thus, provide more constraints on the evolution of their magmas and volcanic systems. Two examples of proposed cogenetic relationships include the nakhlite-chassignite association, where complementary igneous compositions and crystallization and ejection ages all imply that they originate from the same or a similar volcano-magmatic edifice on Mars (e.g., McCubbin et al., 2013; Udry & Day, 2018, see Tables S1 and S3 for names of nakhlites and chassignites). Another is represented by a group of shergottite specimens that have identical ejection ages at 1.1 Ma and similar geochemical and isotopic characteristics, perhaps representing a magmatic center active for at least 2 Ga (e.g., Lapen et al., 2017).

#### 3.1. Evolution and Emplacement of Shergottites

Based on bulk major element compositions, shergottites from enriched, intermediate, and depleted sources have been calculated to originate from mantle sources with anomalous mantle potential temperatures (~1750°C) compared to Noachian rocks from Gale crater (~1450°C), and thus represent products from a hot mantle plume (Filiberto 2017). The large number of shergottite specimens enables a better understanding of how the different subtypes (poikilitic, gabbroic, basaltic, and olivine-phyric) were emplaced in the martian crust and surface; a schematic representation is presented in Figure 6.

Olivine-phyric shergottites contain zoned olivine megacrysts (usually > 0.5 mm in length) that cocrystallized at depth within magma staging chambers, likely close to the base of the crust (based on pyroxene Ti/Al thermometry). These crystals were entrained in an ascending magma, which then erupted at the surface or were emplaced in the near-surface hypabyssal environment. At this point, Fe-rich rims formed on olivine



**Figure 6.** Interpretation of possible emplacement scenarios for (a) olivine-phyric, (b) poikilitic, and (c) basaltic and gabbroic shergottites. Note that the relative grain size of different mineral in the different types of shergottites are not at the same scale.

megacrysts and high-Ca rims on pyroxene phenocrysts, followed by crystallization of plagioclase along with late-stage accessory phases (e.g., Fe-Ti oxides, phosphates, sulfides) as the groundmass. The olivine megacrysts in olivine-phyric shergottites can be phenocrystic, xenocrystic, or antecrystic depending on the association with the groundmass in the rock. Some of the olivine-phyric shergottites represent the closest approximation of primary mantle derived magmas (e.g., Yamato (Y) 980459, NWA 5789, NWA 6234, NWA 1068; Collinet et al., 2017; Gross et al., 2011, 2013; Musselwhite et al., 2006; Usui et al., 2009), although most have undergone some degree of crystal sorting in magma staging chambers at depth or during ascent to the surface resulting in either loss or addition of olivine macrocrysts (e.g., Sayh al Uhaymir 005; Gross et al., 2013).

Poikilitic shergottites are characterized by coarse-grained (>1 cm in some cases) large low-Ca pyroxene crystals with high-Ca rims enclosing olivine and chromite chadacrysts. As with olivine-phyric shergottites, these phases likely crystallized close to the crust-mantle boundary (based on pyroxene Ti/Al thermometry; Rahib et al., 2019). Pyroxene oikocrysts were entrained and transported to shallower depths during magma ascent, at which point additional pyroxene and olivine cocrystallized, as informed by mineral composition and quantitative textural analyses (Figure 6; Combs et al., 2019; Howarth et al., 2014; Howarth et al., 2015; Rahib et al., 2019). The high abundance of olivine with resultant high bulk-rock MgO contents of the poikilitic shergottites clearly indicates significant accumulation of olivine during their emplacement in the crust and these meteorites do not represent primary mantle melts. Plagioclase, along with accessory phases, then crystallized during emplacement as shallow sills.

Basaltic and gabbroic shergottites form from relatively evolved magmas that have undergone previous stages of olivine crystallization and fractionation and complete loss of olivine phenocrysts from the system. They are marked by pyroxene crystallization at depths, possibly within the same magma staging chambers where olivine fractionation occurred, followed by subsequent plagioclase and accessory mineral crystallization during emplacement at the surface as a flow or within the near-surface hypabyssal environment



(Figure 6; e.g., Howarth et al., 2018). Although most shergottites show some degree of accumulation of early formed phases (olivine and pyroxene), most basaltic shergottites likely erupted onto the surface as lava flows (Liu, et al., 2016a). As a result of pyroxene accumulation, most basaltic shergottites do not represent a liquid composition, with some rare exceptions (e.g., Queen Alexandra Range—QUE—94201; Kring et al., 2003; McSween et al., 1996).

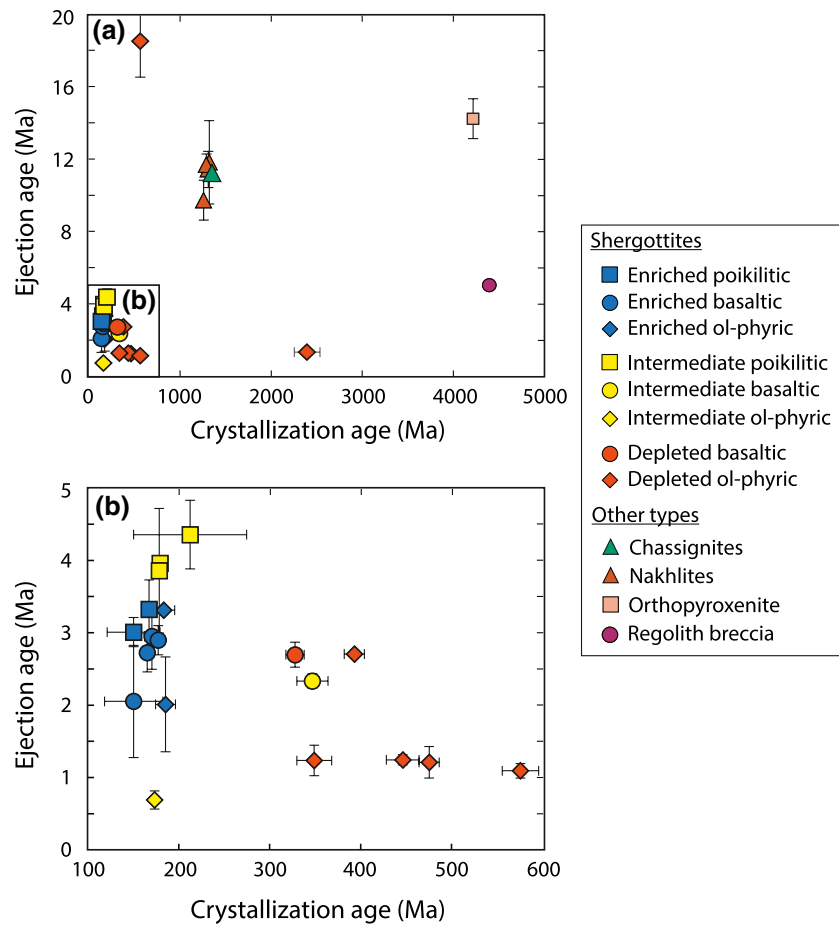
Petrogenetic relationships between shergottite subtypes have been constrained on the basis of mineralogy, bulk chemistry, and isotopic characteristics. According to their mineral, bulk, and isotopic compositions, the different subtypes of shergottites are likely petrogenetically linked (Rahib et al., 2019; Treiman & Filiberto 2014), signifying that different subtypes can originate from the same magmatic systems or bodies. Based on texture, isotopic composition, and mineralogy, poikilitic shergottites are linked through fractionation to basaltic and olivine-phyric shergottites and might originate from the same magmatic systems (Filiberto et al., 2018; Rahib et al., 2019; Udry et al., 2017). Specifically, poikilitic shergottites may have formed from fractionation of an originally olivine-phyric shergottite-like magma through fractionation of olivine within staging chambers at depth; early pulses of magma ascending from staging chambers incorporated predominantly olivine and formed olivine-phyric shergottites at the surface, whereas later ascending magmas incorporated more pyroxene oikocrysts and formed the poikilitic shergottites at the surface (Combs et al., 2019). Basaltic shergottites may also have formed from an olivine-phyric shergottite magma, through fractionation of olivine or lack of olivine entrainment (Combs et al., 2019; Filiberto et al., 2012; Treiman & Filiberto 2014; Udry et al., 2017). This process may explain the low-Al basalts, with high-Al basalts formed through further fractionation of pyroxene. Gabbroic shergottites are also likely linked to basaltic shergottites (Figure 6). For example, the gabbroic NWA 7320 originated from a common volcanic system with the basaltic shergottites, Los Angeles and NWA 856, based on similar mineralogy and isotopic composition (Udry et al., 2017). Northwest Africa 7320 represents a subvolcanic cumulate version of a basaltic shergottite that erupted at the surface. Some of the gabbroic meteorites could represent the feeder dike system that fed the lava flows represented by the basaltic shergottites. The petrogenetic link between groups of shergottites is also supported by the fact that ~20 depleted shergottites, including basaltic and olivine-phyric shergottites, and the augite-rich types (NWA 7635 and 8159), have ejection ages within error of 1.1 Ma, suggesting that they originated from the same long-lived volcanic system, active from at least 327 to 2,403 Ma (Brennecka et al., 2014; Lapen et al., 2017).

We plotted crystallization ages versus ejection ages for the martian meteorites (Figure 7; note that only meteorites with both published ages were included; see data on Table S4). Depleted olivine-phyric shergottites show similar ejection ages and intermediate poikilitic shergottites are clustered. However, there is no clear correlation between subtypes of shergottites, sources, and ages, which might be due to the fact that only a subset of shergottites have had their ages measured. In addition, as also mentioned in Fritz et al. (2005), ejection events are not constant on Mars with different discrete events, with most of the shergottites ejected after 4.5 Myr.

Due to lack of calibrations for martian conditions, few geobarometers can be used to constrain the depth of crystallization of martian meteorite phenocryst/megacryst phases. Pyroxene Ti/Al can help to constrain a range of pressures of crystallization (not an exact pressure, as it is not fully calibrated for Mars; Filiberto et al., 2010; Nekvasil et al., 2007). The application of this geobarometer to various shergottites and chassignites suggests that formation of staging chambers at the crust/mantle boundary may be widespread on Mars, possibly leading to the formation of the various shergottite lithologies (Combs et al., 2019; Dunham et al., 2019; Filiberto 2017; Howarth et al., 2018; Nekvasil et al., 2004; Rahib et al., 2019; Udry et al., 2017). Minor element compositions in pyroxene in nakhlites also suggest that they could have formed at the bottom of the martian crust (McCubbin et al., 2013; Udry & Day, 2018). As such, there may be a large quantity of pyroxenite (and possibly dunite or wehrlite) cumulates representing materials from these staging chambers that underplate the martian crust and in the martian lithosphere.

### 3.2. Evolution and Emplacement of Nakhlites/Chassignites

In contrast to shergottites, which originated from different localities, the nakhlite and chassignite meteorites have been inferred to be derived from a large igneous pile. A recent comprehensive study by Udry

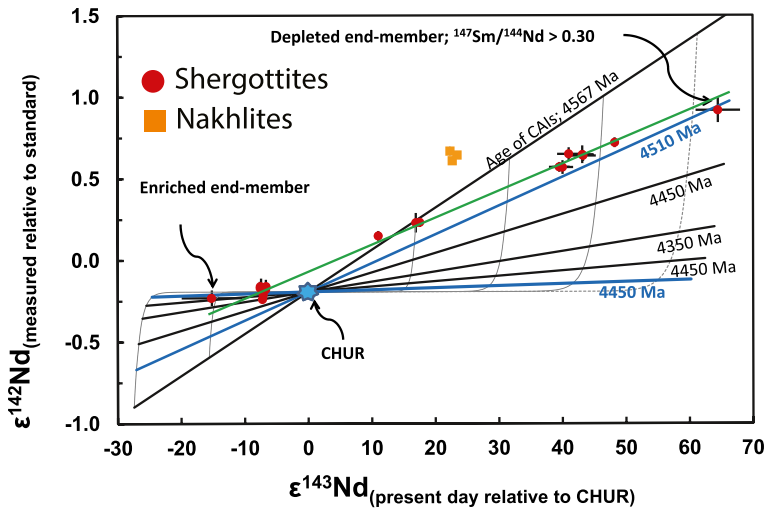


**Figure 7.** Crystallization ages versus ejection ages of martian meteorites. Included are meteorites with both publication crystallization and ejection ages from the literature. (b) zooms on the highlighted portion of (a). Data and references in Table S4.

and Day (2018) showed that nakhrites and chassignites were likely emplaced as various lava flows and/or hypabyssal sills according to their different mineralogies, cooling rates, and qualitative and quantitative textures, similar in many ways to volcanic emplacement on Earth (Balta et al., 2017; Corrigan et al., 2015; Daly et al., 2019b; Jambon et al., 2016; Udry & Day, 2018). At least five eruptive events for the nakhrites are suggested by their  $^{40}\text{Ar}/^{39}\text{Ar}$  ages that vary between  $1,415 \pm 7$  (Y-000749) to  $1,322 \pm 9$  Ma (Lafayette) (Cohen et al., 2017), with the youngest events at  $1,215 \pm 67$  Ma (Krämer Ruggiu et al., 2020)

### 3.3. Link Between Shergottites and Nakhrites/Chassignites?

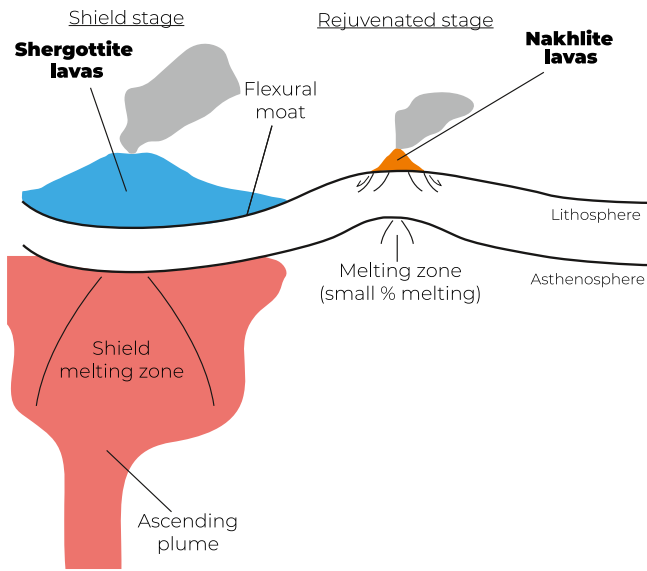
Radiogenic isotope data of nakhrites as a whole are similar to depleted/intermediate shergottites. However, there are distinct differences that appear to preclude or complicate genetic relationships between shergottites (including ALH 84001) and nakhrites. For example, all shergottites plot as a linear array on a  $^{142}\text{Nd}/^{144}\text{Nd}_{(\text{measured})}$  versus  $^{143}\text{Nd}/^{144}\text{Nd}_{(\text{source calculated at the present day})}$  diagram (e.g., Borg et al., 2016; Caro et al., 2008; Debaille et al., 2007; Lapen et al., 2017; Figure 8). Regardless of whether the linear array represents a mixing line between depleted and enriched mantle sources (e.g., Debaille et al., 2007; Lapen et al., 2017) or that the slope of the array has age significance (e.g., Borg et al., 2016), the nakhrites do not plot on this array requiring that the nakhrite mantle source has a different early evolution than shergottite sources. Based on  $^{176}\text{Lu}$ - $^{176}\text{Hf}$ ,  $^{146}\text{Sm}$ - $^{142}\text{Nd}$ ,  $^{147}\text{Sm}$ - $^{143}\text{Nd}$ , and W isotope compositions of nakhrites, Debaille et al. (2009) proposed a model of early majoritic garnet fractionation that explains the apparent decoupling of W, Hf, and Nd isotopes observed in these meteorites and not shergottites. Given that there is as yet no



**Figure 8.**  $\epsilon^{143}\text{Nd}_{(\text{present day})}$  versus  $\epsilon^{142}\text{Nd}_{(\text{measured})}$  for shergottites (red circles) and nakhrites (orange squares) (data from Borg et al., 2016; Debaille et al., 2007, 2009; Lapen et al., 2010, 2017). Superimposed on the data are a modeled mixing line for shergottites (green line) and an isochron diagram (black and blue lines) assuming a CHondritic Uniform Reservoir (CHUR) system bulk composition (blue star). The dashed gray curved lines reflect, from left-to-right,  $^{147}\text{Sm}/^{144}\text{Nd}$  ratios of 0.15, 0.17, 0.196 (CHUR), 0.23, 0.25, 0.28, and 0.30. The shergottite data form a linear array (Green line) that is both consistent with mixing between enriched and depleted end-members (e.g., Figure 4; Debaille et al., 2007) and as an isochron (e.g., Borg et al., 2016). If the data represent a mixing line and Mars has a Sm/Nd ratio of CHUR, the data would predict that the slope of the array has no age significance. However, since the end-member compositions reflect materials formed during Martian Magma Ocean (MMO) crystallization, the mixing line intercepts of the isochrons at their respective Sm/Nd ratios (dashed gray lines) would have age significance (e.g., Debaille et al., 2007). In this case, the modeled formation ages of the depleted and enriched end-member compositions would be about 4,510 and 4,400 Ma (blue), respectively. These dates are about 50 Ma younger than those calculated by Debaille et al. (2007) due to the more extended range in shergottite data since 2007. Of course, the dates are strongly model dependent, but the important prediction is that the depleted cumulates formed before the more enriched components, consistent with progressive MMO crystallization. If the shergottite data do have unique age significance and represent reservoirs that formed at exactly the same time, an apparent age of  $4,504 \pm 6$  Ma can be calculated. Whether the shergottite data represent a mixing line or an isochron, the nakhlite data (orange) indicate that they cannot be related to shergottite mantle sources and also indicate that Sm and Nd were decoupled in the nakhlite mantle source prior to nakhlite petrogenesis.

evidence for isotopic mixing between shergottite and nakhlite mantle sources, these reservoirs and the melts derived from them seem to have remained isolated from one another during their petrogeneses.

Based on their bulk trace element compositions, nakhlite, chassignite, and shergottite-like magmas are all predicted to be produced from large plume-fed systems (Day et al., 2018). In order to explain the distinct mantle sources, it has been proposed that shergottites and nakhrites represent main shield and later rejuvenated magmas from metasomatized lithosphere, respectively, in a stagnant-lid regime (Day et al., 2018). This process is represented in Figure 9. Due to eruption of a large volume of shergottite lavas during the main shield period, load is emplaced unevenly on the underlying lithosphere, leading to flexure and the development of a flexural bulge outboard of the volcanic edifice. Flexural moats and bulges are observed on Earth in the Hawaiian-Emperor chain volcanoes and also occur, based on gravity, in the Tharsis volcanic province on Mars (e.g., Genova & Al, 2016; Sandwell et al., 2014). The geochemical compositions of nakhrites and chassignites share several key similarities with Hawaiian rejuvenated lavas formed by partial melting of the migrating flexural bulges and would seemingly preclude the formation of bulges around large martian volcanic edifices forming from thickening restites from partial melting. As with terrestrial rejuvenated lavas, a previously depleted mantle, which is required for the source of nakhrites based on their Sr-Nd isotope systematics, has to be metasomatized in order to induce localized partial melting through decompression during lithospheric flexure. This depleted mantle likely represents martian lithosphere, and so, the cause of  $^{182}\text{W}$  and  $^{142}\text{Nd}$  isotope variations in nakhrites would relate to the early formation of the martian lithosphere, or by inheritance from metasomatizing partial melts from deeper mantle sources, but



**Figure 9.** Schematic diagram representing the emplacement of shergottite-like lavas versus nakhlite-like lavas based on a lithospheric flexure model (Day et al., 2018) and using a terrestrial analog from Hawaii (Bianco et al., 2005). The lithosphere above the plume is slightly thinner. Not at scale.

also could be a consequence of both processes. Nakhlite- and chassignite-like melts would correspond to rejuvenated magmas on Mars (Day et al., 2018).

#### 4. The Interior of Mars is Poorly Mixed

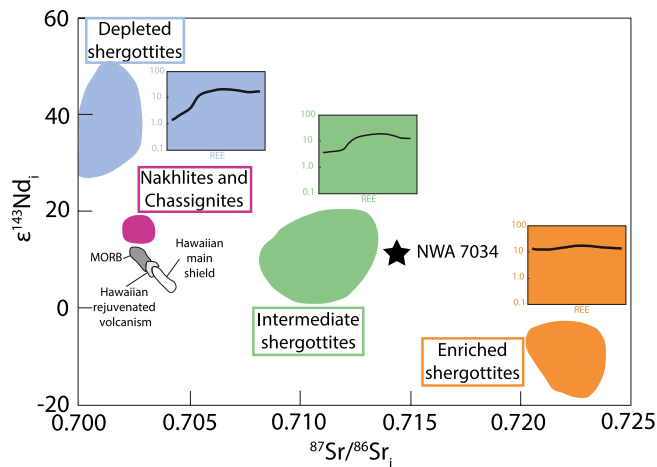
Martian meteorites allow the timing of planet-formation processes to be elucidated using isotopic and elemental compositions inherited from their source reservoirs. Both Earth and Mars have geochemically and isotopically distinct components, but Mars does not have plate tectonics that would have facilitated mixing and dilution of primordial components (Debaille et al., 2013). Thus, Mars retains a higher resolution record of mantle heterogeneities produced during early planetary differentiation. Mantle heterogeneities are assessed using trace elements and isotopic compositions, including  $^{146,147}\text{Sm}$ - $^{142,143}\text{Nd}$ ,  $^{182}\text{Hf}$ - $^{182}\text{W}$ ,  $^{176}\text{Lu}$ / $^{177}\text{Hf}$ , U-Pb,  $^{87}\text{Rb}$ - $^{87}\text{Sr}$ , and  $^{187}\text{Re}$ - $^{187}\text{Os}$ , as well as redox conditions (Armytage et al., 2018; Bellucci et al., 2018; Brandon et al., 2012; Day et al., 2018; Debaille et al., 2007, 2008, 2009; Foley et al., 2005; Herd 2003; Herd et al., 2017a; Lapen et al., 2017; Tait & Day, 2018; Wadhwa, 2001). At least six different reservoirs have been proposed on Mars, including a mixture of three for shergottites and ALH 84001 (e.g., Lapen et al., 2010; 2017; Figure 4), one for the nakhlites and chassignites (e.g., Debaille et al., 2009), one for NWA 8159 (e.g., Bellucci et al., 2020), and at least one for some components in NWA 7034 (Armytage et al., 2018). In this section, we describe these different sources, their timing of formation,

and the early global processes for Mars, including accretion and differentiation, which can only be determined using samples.

##### 4.1. Shergottite Reservoirs

Shergottites largely inherit their trace element and initial radiogenic isotopic compositions from their mantle sources. Initial radiogenic isotopic compositions, in conjunction with igneous crystallization ages, are used to calculate important geochemical information of shergottite (and ALH 84001) mantle sources. For example, measurement of an initial  $^{87}\text{Sr}/^{86}\text{Sr}$  of a shergottite specimen would allow the calculation of the long-term  $^{87}\text{Rb}/^{86}\text{Sr}$  of its mantle source, defined here as the mantle source ratio (e.g., Borg et al., 2003; Debaille et al., 2008; Lapen et al., 2017). The same methodology could also be applied to the long-lived  $^{147}\text{Sm}$ - $^{144}\text{Nd}$ ,  $^{176}\text{Lu}$ - $^{177}\text{Hf}$ ,  $^{238}\text{U}$ - $^{206}\text{Pb}$ , and  $^{187}\text{Re}$ - $^{187}\text{Os}$  isotope systems in calculating the mantle source ratios of  $^{147}\text{Sm}/^{144}\text{Nd}$ ,  $^{176}\text{Lu}/^{177}\text{Hf}$ ,  $^{238}\text{U}/^{204}\text{Pb}$ , and  $^{187}\text{Re}/^{188}\text{Os}$  source ratios, respectively. Bivariate plots of  $^{147}\text{Sm}/^{144}\text{Nd}$  and  $^{87}\text{Rb}/^{86}\text{Sr}$  source ratios precisely define an apparent two-component mixing hyperbola (e.g., Borg et al., 2003; Lapen et al., 2017). Bivariate plots of  $^{176}\text{Lu}/^{177}\text{Hf}$  and  $^{147}\text{Sm}/^{144}\text{Nd}$  source ratios (Figure 4), however, indicate mixtures of at least three components. Using mantle cumulate and residual liquid compositions calculated from the progressive Mars magma ocean crystallization model of Debaille et al. (2008), the most ITE-depleted component (highest  $^{176}\text{Lu}/^{177}\text{Hf}$  and  $^{147}\text{Sm}/^{144}\text{Nd}$  source ratios; 0.08 and 0.4, respectively) might represent mantle cumulates that constitute the depleted lower portions of the upper mantle (UM2 in Figure 4). Another depleted component might represent shallower and more evolved mantle cumulates (UM1 in Figure 4) with less elevated  $^{147}\text{Sm}/^{144}\text{Nd}$  and  $^{176}\text{Lu}/^{177}\text{Hf}$  source ratios than earlier-formed deeper cumulates. The ITE-enriched endmember can be modeled as dominated by a trapped residual liquid component in the upper mantle (e.g., Lapen et al., 2010) with  $^{176}\text{Lu}/^{177}\text{Hf}$  and  $^{147}\text{Sm}/^{144}\text{Nd}$  source ratios of approximately 0.017 and 0.17, respectively (Lapen et al., 2017; Figure 4). These data imply a hybridized martian mantle. In addition to the shergottite source systematics shown by the Lu-Hf, Sm-Nd, and Rb-Sr data, the Re-Os and U-Pb isotope systems also follow the predicted mantle source mixing where depleted and enriched endmembers can be mixed to produce the compositional variations observed in shergottites (Bellucci et al., 2018; Brandon et al., 2012; Day et al., 2018; Debaille et al., 2008, 2009; Herd 2003; Herd et al., 2017a;

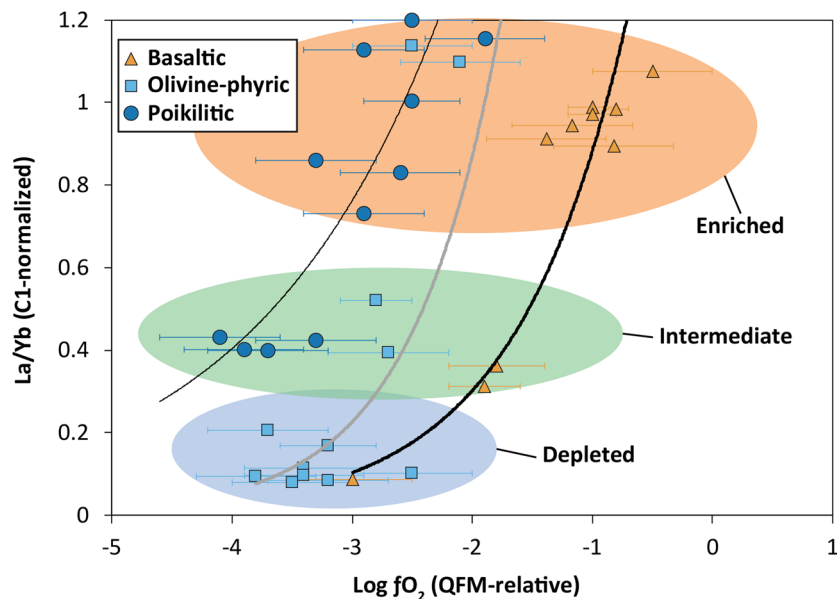




**Figure 10.** Different shergottite, nakhlite, chassignite, and NWA 7034 sources based on initial  $\epsilon^{143}\text{Nd}_i$  and  $^{87}\text{Sr}/^{86}\text{Sr}_i$  bulk compositions, and, in the case of shergottites, level of Light Rare Earth Element (LREE) enrichment (modified after Day et al., 2018; Shearer et al., 2019; NWA 7034 data from Agee et al., 2013).

Lapen et al., 2017; Tait & Day, 2018; Wadhwa, 2001). These mantle source endmembers also have differences in redox conditions (oxygen fugacity,  $f\text{O}_2$ ), resulting in correlations between calculated primary  $f\text{O}_2$  in the shergottites, ITE abundances, and radiogenic isotope compositions (Figures 10 and 11) (e.g., Borg et al., 2003, 2016, 2002; Brandon et al., 2012; Brennecka et al., 2014; Combs et al., 2019; Debaille et al., 2008; Ferdous et al., 2017; Herd 2003; Lapen et al., 2017; McSween, 2015; Nyquist et al., 2001; Paquet et al., 2020; Rahib et al., 2019; Shafer et al., 2010; Symes et al., 2008; Tait & Day, 2018; Usui et al., 2010; Wadhwa, 2001). Finally, the shergottite components have heterogeneous volatile contents, with 36–73 ppm  $\text{H}_2\text{O}$  in the enriched source and 14–23 ppm  $\text{H}_2\text{O}$  in the depleted source (McCubbin et al., 2016b), discussed below in Section 4.5.

Although it is accepted that the depleted components are located in the mantle, the origin of the enriched component is still debated and could be located in the crust or mantle (Borg & Draper, 2003). Recent consensus leans toward an enriched mantle source—or sources. If the enriched source was the crust, it would signify that crustal assimilation has occurred (e.g., Humayun et al., 2013; Norman, 1999). However, assimilation is not consistent with major element, isotopic compositions, and redox conditions of shergottites (Armytage et al., 2018; Brandon et al., 2012; Ferdous et al., 2017; Herd 2003; Symes et al., 2008; Tait & Day, 2018). Peters et al. (2015) proposed that the trace element compositions indicate that crustal recycling back into the mantle, possibly through delamination—due to the higher density of the lower crust (Papike et al., 2013), might be responsible for the enriched shergottite source. Regardless of their origin, shergottites represent variable mixtures of these endmember compositions. For



**Figure 11.** Oxygen fugacity ( $f\text{O}_2$ , in log units, relative to the quartz-fayalite-magnetite buffer) of representative shergottites versus whole-rock  $\text{La}/\text{Yb}$  (CI-normalized). Oxygen fugacity data sources for olivine-phyric (early crystallizing assemblages only) and basaltic shergottites as summarized in Castle and Herd (2017) and updated in Herd (2019), except for additional estimates, which are calculated using Fe-Ti oxide data from Ferdous et al. (2017), Hui et al. (2011), and Ikeda et al. (2006). Poikilitic shergottite data representing the early crystallizing assemblages are from Rahib et al. (2019), Kizovski et al. (2019), and Walton et al. (2012). Exponential lines-of-best-fit are shown for each set of data: solid black line = poikilitic; dashed gray line = olivine-phyric; dashed black line = basaltic. The envelopes represent the three different enriched, intermediate, and depleted shergottite groups.

example, Combs et al. (2019) showed that the enriched shergottites Los Angeles, NWA 7320, NWA 856, and NWA 10169 likely originated from a different mantle source endmember mixture than the other enriched shergottites based on their Lu/Hf isotopic compositions. In addition, the depleted reservoir might also be locally heterogeneous based on U/Pb and Sm/Nd ratios in Dar al Gani (DaG) 476 and Y-980459 (Moriwaki et al., 2020).

The early Amazonian shergottite NWA 8159 formed from a depleted mantle source (Herd et al., 2017a) that is distinct from the depleted shergottites based on Cr, W, Nd, and Pb isotopic studies (Bellucci et al., 2020; Herd et al., 2017a). While NWA 8159 shares some similarities with NWA 7635, including crystallization age, mineralogy, REE compositions, and ejection age—suggesting they may be launch-paired—differences in isotopic compositions and textures between the two samples warrant further studies to discern whether they are derived from the same mantle source and are petrogenetically related (Herd et al., 2017a).

Shergottite sources show diversity in isotopic and elemental compositions, but also in oxygen fugacity ( $fO_2$ ), representing their redox history, indicating redox heterogeneity of the interior. Based on a limited number of samples, it was noted that shergottite  $fO_2$  correlates with their isotopic compositions and bulk REE enrichment (Herd 2003; Herd et al., 2002; Wadhwa, 2001). The discovery and study of diverse new shergottites complicates the simplicity of the original correlations. However,  $fO_2$  does correlate with source compositions once the effects of ascent and eruption are taken into account (e.g., Castle & Herd 2017). Oxygen fugacity, and thus, redox history, is determined using major and/or trace element-based oxybarometers applied to the compositions of different mineral assemblages (see Herd 2008 for a review). It is important to calculate the  $fO_2$  of early crystallizing and late-crystallizing mineral assemblages, as these mineral assemblages will represent different stages of crystallization, and thus, different set of conditions. Olivine-phyric and poikilitic shergottites show at least two different stages of crystallization. By measuring the early- and late-stage mineral assemblages, it was shown that an increase in  $fO_2$  (up to  $\sim 3$  log units relative to the quartz-fayalite-magnetite—QFM—solid oxygen buffer) occurred from early- to late-stage crystallization in all measured olivine-phyric shergottites. This increase in  $fO_2$  implies that most shergottites underwent degassing and/or auto-oxidation during magma ascent (Castle & Herd 2017, 2018; Howarth et al., 2018; Rahib et al., 2019). Evidence for the degassing process suggests that volatiles were present early in the shergottite parental magma, although the suite of volatiles responsible for the oxidation has yet to be elucidated (Balta et al., 2013; Castle & Herd 2017; Combs et al., 2019; Howarth & Udry, 2017; Howarth et al., 2014, 2018; Peslier et al., 2010; Rahib et al., 2019; Shearer et al., 2019). Figure 11 provides a representation of the correlation between  $fO_2$  and La/Yb ratio—a proxy for incompatible element enrichment. The  $fO_2$  trends for early crystallizing assemblages in poikilitic shergottites, olivine-phyric, and basaltic shergottites increase from depleted to enriched shergottites, demonstrating that the depleted and enriched shergottite reservoirs have different  $fO_2$ , which is higher in the enriched reservoir(s). These trends are parallel, especially poikilitic and basaltic trends, suggesting a link between the different shergottite groups. Note that subsolidus Fe-Mg exchange might have occurred in early crystallizing olivine and chromite in poikilitic shergottites, complicating calculated  $fO_2$  for these rocks (Walton et al., 2012).

#### 4.2. Nakhlite/Chassignite Reservoir

An isotopically uniform mantle source reservoir is inferred for nakhrites and chassignites. This mantle source has been ITE depleted for most of Mars history (high  $^{176}\text{Lu}/^{177}\text{Hf}$  and  $^{147}\text{Sm}/^{144}\text{Nd}$ , and low  $^{87}\text{Rb}/^{87}\text{Sr}$  and  $^{187}\text{Re}/^{188}\text{Os}$ ; Figure 10). The  $\epsilon^{143}\text{Nd}_{(\text{present day})}$  versus  $\epsilon^{142}\text{Nd}_{(\text{measured})}$  of nakhrites (Debaille et al., 2009; Figure 8) indicate limited variability in compositions that are distinct from the shergottite source mixing line. This source reservoir is more depleted in heavy REE than shergottites and could have experienced early garnet fractionation (Debaille et al., 2009; Treiman, 2005). According to  $\delta^{34}\text{S}$  compositions and secondary phases indicative of alteration, some nakhrite samples record hydrothermal processes and assimilation of martian regolith, and possibly assimilation of an enriched mantle component based on their  $^{187}\text{Os}/^{188}\text{Os}$  composition (Franz et al., 2014; Mari et al., 2019). The nakhrite source seems to have undergone variable degrees of metasomatism (=change in bulk composition due to introduction of fluids). Based on the calculated compositions of the nakhrite parental melt, the nakhrite and chassignite sources could have been

enriched in K through metasomatism (Goodrich et al., 2013; Ostwald et al., 2020a). This form of metasomatism has also been suggested for the source of Gale crater rocks (Stolper et al., 2013; Treiman et al., 2016; Udry et al., 2014) and thus might be a widespread process in the shallow martian interior.

### 4.3. Polymict Regolith Breccia Source

The mantle sources of some igneous components in the regolith breccia NWA 7034 and its paired meteorites are different from the sources of the other martian meteorites, primarily because it is a polymict breccia with clasts of a variety of material types. Nevertheless, the isotopic composition (low  $^{147}\text{Sm}/^{144}\text{Nd}$  and  $^{176}\text{Lu}/^{177}\text{Hf}$ ; Figure 10) of some clasts is consistent with an ancient LREE-enriched crust, which is distinct from the enriched shergottite source (Armytage et al., 2018; Kruijjer et al., 2017; Nyquist et al., 2016). In addition, the Pb isotopic compositions of the paired regolith breccias show that a previously unknown enriched reservoir in  $^{207}\text{Pb}/^{204}\text{Pb}$  is present in the martian interior and is possibly crustal (Bellucci et al., 2016). Alkali basalt clasts in Northwest Africa 7034 are also highly oxidized compared to all other martian meteorites with  $f\text{O}_2$  of QFM+3 (calculated from ilmenite-magnetite pairs, Santos et al., 2015). As noted above, clasts within NWA 7034 (and paired rocks) provide unprecedented insights into the nature of the early martian crust and show that it was isotopically and chemically distinct from the sources of the other martian meteorites.

### 4.4. Early Martian History and Magma Oceanography

Mars accretion and core formation occurred before the accretion of the Earth, both estimated between 7 and 10 Ma (Figure 5, Dauphas & Pourmand, 2011; Debaille et al., 2009; Foley et al., 2005; Kleine et al., 2004; Kruijjer et al., 2017) after solar system condensation of calcium-aluminum-rich inclusions (CAIs) at  $\sim 4,567$  Ma (Amelin, 2002; Connelly et al., 2012, 2017). After an initial major phase of accretion, terrestrial planets are widely considered to have undergone global and deep melting, resulting in a magma ocean, referred here for Mars as the martian magma ocean (MMO) (Elkins-Tanton et al., 2003). The latest estimates of the duration of crystallization of the MMO are from 10 to 25 Ma after solar system condensation (Kruijjer et al., 2017, with earliest estimates at 33 Ma, Borg et al., 2003), but could have lasted up to 100 Ma (Debaille et al., 2009; Elkins-Tanton, 2005; Figure 5). Following crystallization of the MMO and the formation of solid cumulates, mantle overturn occurred. Mantle overturn is induced by the final crystallizing layers, which are inferred to be rich in Fe and incompatible elements forming near the top of the MMO, and are denser compared to earlier-crystallizing layers—they will therefore sink into the mantle (Elkins-Tanton et al., 2003). The solid cumulates that are formed during initial crystallization are then moved within the mantle during overturn. During overturn, parts of the MMO can melt adiabatically.

Large-scale mantle reservoirs, including the different sources of martian meteorites, likely formed during silicate differentiation associated with MMO solidification and overturn (Bouvier et al., 2018; Debaille et al., 2008, 2009; Kruijjer et al., 2017). Combined W and Nd isotopic compositions of shergottites, ALH 84001, and NWA 7034, suggest a single differentiation event between 25 and 40 Ma after solar system condensation that established the mantle sources for the meteorites (Kruijjer et al., 2017). Formation of components recorded in these rocks need not have been contemporaneous, nor do all enriched shergottite components need to be identical on this basis (Kruijjer et al., 2017). The cumulate components of the MMO represent the depleted component(s), whereas the enriched component(s) are likely the last dregs of MMO crystallization (e.g., Borg & Draper, 2003; Debaille et al., 2008; Lapen et al., 2010; Moriwaki et al., 2020). Mixing of the two could have formed the intermediate reservoir (Borg et al., 2003). The depleted shergottite reservoir might also be locally heterogeneous based on U/Pb and Sm/Nd ratios (Foley et al., 2005) and coupled Lu/Hf and Sm/Nd source systematics (Lapen et al., 2017), possibly due to later events than the MMO, including further mixing of enriched and depleted sources or local remelting (e.g., Tait & Day, 2018), or as produced directly from the MMO crystallization processes (Debaille et al., 2008). Differentiation histories were likely different between shergottites and nakhlites/chassignites based on the  $^{182}\text{Hf}$ - $^{182}\text{W}$  and  $^{146}\text{Sm}$ - $^{142}\text{Nd}$  systems (Bellucci et al., 2018), due to possible mantle overturn (Dauphas & Pourmand, 2011; Debaille et al., 2009; Foley et al., 2005). While nakhlites potentially record the mantle overturn (Debaille

et al., 2009), it would be a complex heritage, with metasomatism of a depleted mantle source during plume impingement required to explain their gross geochemical characteristics (Day et al., 2018), as the nakhlite depleted source was likely metasomatized by fluids later on. The nakhlite mantle source likely formed before the shergottite source and might have formed during the first 10–25 Ma after CAI condensation (Borg & Drake, 2005; Debaille et al., 2009; Foley et al., 2005) and have different  $^{182}\text{W}$  than shergottites. The source of ALH 84001 also formed early at  $\sim 20$  Ma after CAI condensation (Kruijjer et al., 2017). This source is related to, and perhaps identical with, the enriched shergottite source endmember (Lapen et al., 2010).

Solid-state MMO overturn and associated decompression melting could have formed the martian crust between 20 and 100 Ma after solar system condensation (Bouvier et al., 2018; Debaille et al., 2008; Kruijjer et al., 2017). The more recent estimate of crustal formation ( $\sim 4,547$  Ma) was calculated using the oldest zircons found in NWA 7034. This age implies that an enriched andesitic-like crust formed extremely early in Mars history at the last stages of magma ocean crystallization (Bellucci et al., 2018; McCubbin et al., 2016a; Nyquist et al., 2016). The source of NWA 7034 could have formed up to  $\sim 40$  Ma after CAI condensation; note that as NWA 7034 is a polymict breccia, which might originate from several sources (Kruijjer et al., 2017). Furthermore, the similarity in W-Nd isotopic composition between NWA 7034, ALH 84001, and enriched shergottites suggests that Mars is relatively simple in terms of W and Nd isotopic reservoirs. Little compositional mixing has occurred throughout the entire geologic history of Mars (Blichert-Toft et al., 1999) and thus the shergottite sources have not significantly changed since their formation due to the absence of vigorous convection (Debaille et al., 2013), in particular, because of the lack of toroidal flow associated with transform boundaries (Kiefer, 2003).

#### 4.5. Volatiles in the Martian Interior

A significant debate about the preruptive volatile content of martian igneous rocks is still occurring. The problem originates from bulk water contents of shergottites, which are lower than most terrestrial magmas (50–150 ppm) (Dreibus & Wanke, 1985; Leshin, 2000; Leshin et al., 1996). This debate originally leads to two schools of thought: martian magmas were drier than their terrestrial counterparts or martian magmas catastrophically degassed before eruption and were initially much wetter (Dann et al., 2001; Filiberto & Treiman, 2009; Herd et al., 2005; Lentz et al., 2001; McCubbin et al., 2012; McSween et al., 2001; Nekvasil et al., 2007; Treiman, 1985; Treiman et al., 2006; Udry et al., 2016; Usui et al., 2012; Wilson & Head, 1981).

Resolving this discrepancy required new detailed analyses of apatite, amphibole, melt inclusions, nominally anhydrous minerals, and impact melts. Apatite is a ubiquitous, but minor phase, in most martian meteorites and the only primary volatile-bearing phase in shergottites. Apatite chemistry can reveal the primary volatile content of the parent magma, but only if: (1) significant crystal fractionation did not occur, (2) the magma did not degas before apatite crystallization, (3) magma mixing did not occur, (4) the magma did not assimilate crustal material, (5) the magma did not interact with crustal fluids either during or after crystallization, or (6) the apatite was not affected by shock related processes (Howarth et al., 2015; McCubbin et al., 2016b). Amphibole is a better recorder of magmatic volatiles than apatite (Hawthorne, 1983). However, amphibole is rare in martian meteorites and is only found in melt inclusions in a limited number of meteorites (McCubbin et al., 2013; Sautter et al., 2006; Treiman, 1985). Amphibole chemistry is complicated and requires complex modeling and assumptions to calculate the parental magma and these models are not fully calibrated for martian magmas (Giesting & Filiberto 2014; Giesting et al., 2015). Direct measurements of volatiles in magmas can be made on melt inclusions in olivine and pyroxene (Usui et al., 2012), but hydrogen can easily diffuse through the silicate host (Gaetani et al., 2012) and crystallization can cause element exchange between the melt inclusion magma and silicate host (Danyushevsky et al., 2000). Therefore, while melt inclusions can be used to constrain volatile contents of parent magmas, care needs to be taken before directly applying these measurements. Nominally anhydrous minerals, such as olivine and pyroxene, can contain tens to hundreds of ppm  $\text{H}_2\text{O}$  in the form of protons incorporated into their structural defects and can therefore also be used to constrain magmatic volatiles, but again, these require calibrated partition coefficients. In order to get accurate estimates of the primary  $\text{H}_2\text{O}$  contents of these nominally anhydrous minerals, the effects of degassing and shock metamorphism need to be carefully considered (e.g., Peslier



et al., 2019). Finally, impact-melt hygrometers have also been developed to track the primary versus secondary sources of volatiles in martian meteorites (Chen et al., 2015; Liu et al., 2018).

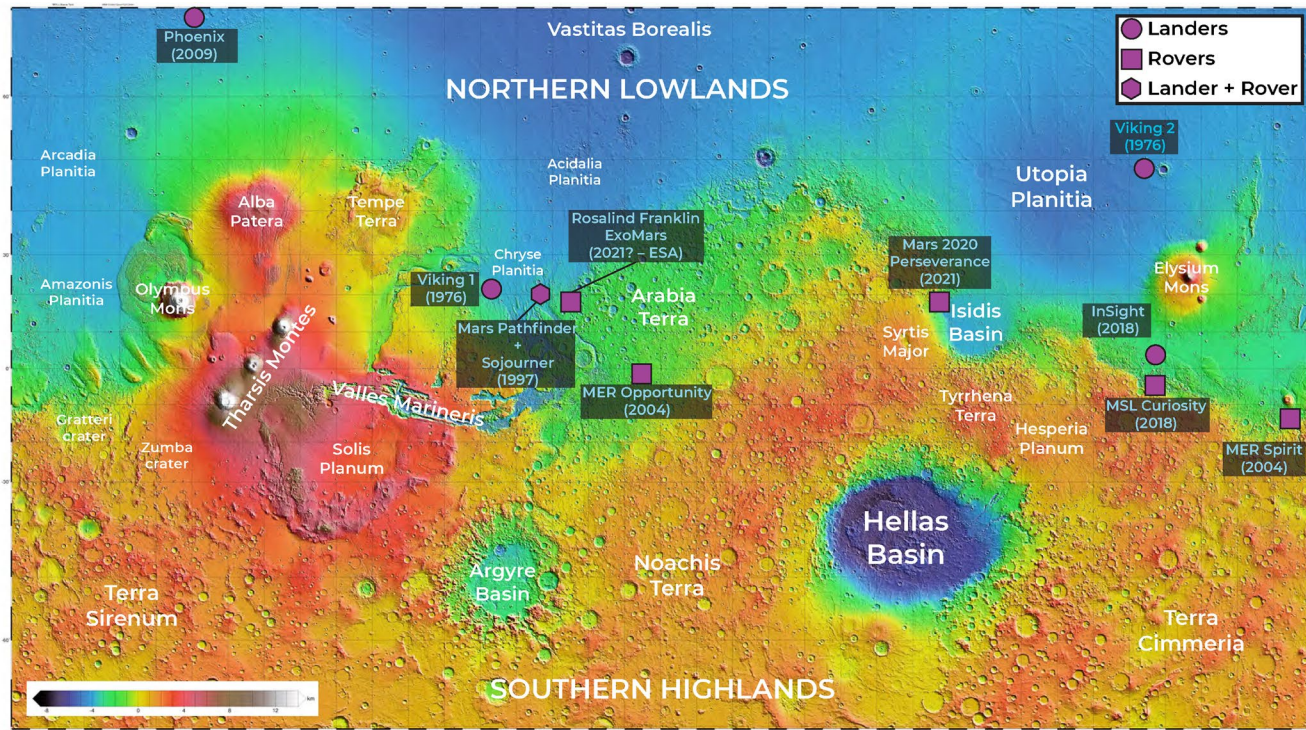
Of the above-mentioned ways in which the volatile contents of martian magmas can be constrained, apatite has received the most attention. Using the constraints on apatite and amphibole petrogenesis discussed in the previous paragraph and discarding any analyses that may have been affected by element mobility, Filiberto et al. (2016a), McCubbin et al. (2016b) in companion papers attempted to constrain the preeruptive volatile ( $\text{H}_2\text{O}$ , Cl, and F) contents of the parent magma of the shergottite meteorites and their source region. They specifically excluded the nakhlites from this calculation because the nakhlites have seen both high-temperature magmatic hydrothermal fluids and secondary low-temperature fluids that have altered the apatite chemistry (Bridges & Schwenzer, 2012; Filiberto, Gross, et al., 2014; Giesting & Filiberto 2016). These companion papers along with a follow-up study (Filiberto et al., 2019), showed that shergottite magmas have  $2.5 \pm 1$  times the amount of chlorine compared with terrestrial magmas and that they were not volatile saturated—e.g., they did not degas before eruption (at least those using these conservative filters). Instead shergottite magmas have water contents consistent with their bulk water contents (5–150 ppm water) and similar to terrestrial mid-ocean ridge basalts (Filiberto, et al., 2016a). Using these magmatic volatile contents, McCubbin et al. (2016b) then calculated water contents of different source regions: (1) 36–73 ppm  $\text{H}_2\text{O}$  for the enriched shergottite source and (2) 14–23 ppm  $\text{H}_2\text{O}$  for the depleted shergottite source region. These values represent water contents for the shergottite source during the Amazonian. Based on nominally anhydrous minerals rather than apatite, the mantle source sampled by the nakhlites has been estimated to have 59–184 ppm (Peslier et al., 2019).

The water content and H isotopic compositions of Northwest Africa 7034 show that this rock represents a crustal reservoir with H compositions between the martian mantle and atmosphere (Davidson et al., 2020). A recent study by Barnes et al. (2020) demonstrates that the bulk martian crust (represented by NWA 7034 and ALH 84001) likely has had the same D/H composition for at least 3.9 Ga. Furthermore, this work showed that the D/H compositions of the enriched and depleted shergottite sources are heterogeneous and the crust likely represents a mixture of at least two mantle reservoirs, which provides further evidence that the enriched component of the shergottites originates in the mantle and is not a crustal reservoir. In contrast, Hu et al. (2020) suggests that shergottites represent the mixing of crustal ( $\delta\text{D} \sim 5,000\text{‰}$ – $6,000\text{‰}$ ) and magmatic water ( $\delta\text{D} \sim 0\text{‰}$ ).

A major uncertainty for the volatile content of the martian interior remains the volatile content earlier in Mars' history (Filiberto et al., 2016a). It is likely that earlier in Mars history, the interior was more volatile-rich in terms of water, halogens, carbon, and likely sulfur (e.g., Filiberto et al., 2016a; McCubbin et al., 2016b; Médard & Grove, 2008). Through time, volatile elements partitioned into the magma, as they are all largely incompatible elements during mantle melting, and then were lost to the crust and atmosphere during emplacement. Without plate tectonics and crustal recycling, there is no large-scale mechanism to replenish the interior with volatile elements, and thus the martian interior should have dried out over time. However, the extent to which this occurred, the exact volatile content of the Noachian mantle, the exact nature of the enriched versus depleted source regions, and how heterogeneous the interior was remains largely unconstrained (see Filiberto et al., 2016b for a full review of open-ended questions).

## 5. What We Still Do Not Know

One of the main knowledge gaps for martian meteorites is the locations on the surface from where they were derived. Comparison of martian meteorite ages with the crater chronology-based ages of surface units, shows a distinct bias in the martian meteorite suite, also defined as the “age paradox” by Nyquist et al. (1998). This bias was recognized early in the study of martian meteorites, when the total number of recovered meteorites was low (e.g., Jones, 1989; Warren et al., 2004). A better understanding of the physics of ejection of the meteorites (e.g., Head et al., 2002) and considerations of shock effects and isotopic compositions (e.g., Walton et al., 2008) only strengthens this conclusion. It is apparent that the process of ejection of meteoroids from Mars is sufficiently violent as to favor young igneous lithologies and highlights the need for calibration of the crater count-based chronology of Mars.



**Figure 12.** Mars topography map from Mars Orbiter Laser Altimeter (MOLA) instrument, including main martian regions and landing sites of successful NASA missions and their landing dates. The landing date of the NASA Mars 2020 rover is scheduled on February 18, 2021 and the landing date of ESA ExoMars 2020 is not yet known.

Martian meteorites in the terrestrial collection were ejected from Mars between 0.7 and 20 Ma, corresponding to at least 11 different events, as determined by isotopes such as  $^3\text{He}$ ,  $^{10}\text{Be}$ ,  $^{15}\text{N}$ ,  $^{21}\text{Ne}$ ,  $^{38}\text{Ar}$ ,  $^{53}\text{Mn}$ , and  $^{81}\text{Kr}$  (Herd et al., 2017b; Herzog & Caffee, 2014; McSween, 2015; Nyquist et al., 2001; Wieler et al., 2016). Meteorites deriving from the same location on Mars will likely have the same ejection age, as it can be assumed, based on crater distribution on Mars and lack of young overlapping craters, that a single impact event occurred to eject rocks from the same location. Some groups of martian meteorites likely originated from the same location. The nakhlites and chassignites have an ejection age of  $10.7 \pm 0.8$  Ma (Cohen et al., 2017), with the exception of NWA 5790, which has an ejection age of  $\sim 7.3 \pm 0.4$  Ma (Wieler et al., 2016). The latter ejection age of NWA 5790 suggests that two distinct ejection events could represent ejection from the same location on Mars. The depleted shergottites have an ejection age of  $1.1 \pm 0.2$  Ma (95% confidence), which includes at least 20 samples (Lapen et al., 2017). These are good examples of where ejection ages have allowed determination of groups of meteorites originating from similar locations and that potentially allow for more comprehensive studies of cogenetic magma systems. Long-lived volcanoes based on crater age counting ( $>3$  Ga, including Alba Mons, Biblis Tholus, Jovis Tholus, Uranus Mons, and Hecates Tholus) are well known on Mars; NWA 7635, NWA 8159, and the depleted shergottites may originate from one of them. Most of the rest of shergottites have ejection ages varying between  $\sim 2$  and 5 Ma (Herzog & Caffee, 2014; Wieler et al., 2016).

To locate the possible source location of meteorites at the surface, crater features need to fit meteorite features, including the age of ejection and crystallization, the minerals present, and their modal abundances (e.g., Treiman, 1995). For most meteorites, we expect their source craters to be young craters in Amazonian terrains. In addition, Bowling et al. (2020) recently showed that the size of crater can be linked to “dwell times” (time spent by meteorites at high pressure during impact) determined by the high pressure mineralogy observed in meteorites. Less than 10% of the martian surface is younger than 1 Ga (Hartmann & Neukum, 2001), including Tharsis, Amazonis Planitia, and Elysium (see Figure 12 for locations). The higher elevation of some of these areas, and thus lower density of the atmosphere, leads to easier ejection of

fragments to space. Oblique and rayed craters at these locations, which represent young and high ejection velocities craters with preserved impactites, are likely the best candidates (Artemieva & Ivanov, 2004; Fritz et al., 2005; Tornabene et al., 2006).

Several techniques have been attempted to try to determine meteorite source craters, including spectral matching (Hamilton et al., 2003; Ody et al., 2015), combined with crater counting (Mouginis-Mark et al., 1992; Werner et al., 2014), as well as impact modeling (Herd et al., 2017b; Herd et al., 2018). Notably, spectral matching is hindered by dust coverage, especially for the Amazonian igneous terrains (e.g., Lang et al., 2009). Modeling using the iSALE shock physics code simulates dwell times and peak pressures of ejection of Mars-like basaltic target and constrains preimpact burial depth (Bowling et al., 2020). A crater diameter range can be inferred from this model (Herd et al., 2018). Fewer than 20 well-preserved potential source craters with diameters larger than 2.5 km in igneous terrains of Amazonian ages were identified as possible sources for four representative meteorites (Zagami, Tissint, Chassigny, and NWA 8159; Herd et al., 2018); a subset of these are currently being mapped in detail to further assess their likelihood as source craters (Hamilton et al., 2020).

Various source craters have been proposed for martian meteorites, but none have been confirmed. Terrains proposed by Hamilton et al. (2003) match the mineralogy of some martian meteorites, but are not consistent with meteorite ages nor associated with young source craters. Similarly, Lang et al. (2009) proposed that lava flows in Arsia Mons show bulk compositions similar to shergottites, but these have discrepancies in mineralogy. Some craters were selected by Werner et al. (2014) and Ody et al. (2015) as source craters for shergottites, including Mojave crater; however, these authors assumed that shergottites are Noachian in age. Nakhilite source craters were proposed at Syrtis Major, Tharsis, and Zumba and Gratteri craters, located south of Tharsis (Figure 12; e.g., Hamilton et al., 2003; Harvey & Hamilton, 2005; Mouginis-Mark et al., 1992; Tornabene et al., 2006). Six <3 km diameter rayed craters dated at 11 Ma were identified as possible sources of nakhilites (Kereszturi & Chatzitheodoridis, 2016). Daly et al. (2019a) showed that nakhilites have undergone shock metamorphism before 633 Ma (time of aqueous alteration) and that the 11 Ma nakhilite source crater should have formed close to the impact occurring before 633 Ma. Nakhilites might also originate at a shield volcano flexural bulge (Day et al., 2018), but as of now, no craters in this geological context have been identified as the potential nakhilite source crater. Wittmann et al. (2015) proposed that the polymict regolith breccia NWA 7533 and paired meteorites (including NWA 7034) originate from the 6.9 km diameter, ~5 Ma old Gratteri crater. Until better crater counting calibration is completed, including from the study of samples from the Jezero crater region, the source craters for martian meteorites will be difficult to constrain.

## 6. Open Questions About Mars Derived From the Study of Martian Meteorites

Meteorites are currently the only samples that we have from Mars. They provide a context for silicate differentiation and mantle source formation, igneous fractionation and emplacement and evolution, and secondary processes, such as aqueous alteration. The bulk composition of Mars can only be determined using these samples. Early martian history is shown to have involved fast accretion and core formation compared to Earth. Discovery of new martian meteorites has revealed a diversity of sources and magmatic histories, and that the martian interior is even more heterogeneous than previously thought. Indeed, these finds point to lithologies that we do not have that might reveal fundamental processes that we also do not know about in Mars. From the martian meteorites, we now know that Mars has a heterogeneous mantle, represented by various mantle sources, which have not significantly mixed since the differentiation of the martian magma ocean, due to the lack of plate tectonics and transform boundaries (Kiefer, 2003). The ancient crust is underrepresented in martian meteorites, but an old crustal reservoir is represented in the Noachian meteorite NWA 7034. Notably, this crust is not nearly as aqueously altered relative to what is inferred from orbital observations of Noachian terrains (Table S3; e.g., Bibring et al., 2005). Mars has a crust with a mostly basaltic composition, but other compositions, such as alkali-rich lithologies that formed very early in martian history, have recently been discovered via rover exploration (e.g., Filiberto 2017). Various magmatic processes and compositions are reflected in martian meteorites, through their textures, mineralogy, and bulk compositions. Meteorites help us to understand processes during the Amazonian and show that lithologies



such as shergottites may be petrogenetically linked and could also be linked to the other major groups of meteorites, nakhlites, and chassignites. Although we do not know the field context for meteorites and have not constrained source craters, we can constrain their emplacement at or near the surface of Mars.

We currently have only 262 samples to understand an entire planet. All martian meteorites, except the polymict breccia NWA 7034 and the singular ALH 84001, have Amazonian ages, representing a biased sampling of the martian crust (McSween et al., 2009; Walton et al., 2008). Martian surface rocks have a higher SiO<sub>2</sub>, higher alkalis, and lower MgO and CaO contents relative to the martian meteorites (Filiberto 2017; McSween et al., 2009). Note that through terrestrial analog analyses, a new study by Berger et al. (2020) shows that the APXS instrument on board of *Spirit*, *Opportunity*, and *Curiosity* rovers overestimated Al and S and underestimated Mg due to matrix effects. The olivine-bearing basalts and soils at the martian surface might be more similar to the olivine-bearing meteorites than previously thought. Nevertheless, only one sample, called Bounce Rock found in Meridiani Planum at the martian surface, has the same composition as meteorites (Zipfel et al., 2011). In addition, various felsic and alkaline rock compositions were analyzed at the surface by *Spirit* and *Curiosity* (Cousin et al., 2017; Edwards et al., 2017; McSween et al., 2006; Payré et al., 2020; Sautter et al., 2015; Stolper et al., 2013) and fractional crystallization and/or assimilation could be a process that formed these evolved rocks (Ostwald et al., 2020b; Payré et al., 2020; Udry et al., 2018). Alkaline compositions were found as clasts in NWA 7034 and paired meteorites as well as in late-stage nakhlite mesostasis, but evolved compositions are very rare in meteorites even if fractional crystallization is commonly involved in their formation. Thus, the lack of evolved compositions in younger (e.g., shergottite-like) basaltic magmas compared to surface rocks is enigmatic. Compositional and age bias signifies that the geologic diversity of Mars is not fully represented by martian meteorites. Thus, various first-order questions still remain regarding the geology and evolution of Mars:

1. How variable in composition is the martian interior and surface, including bulk chemistry, isotopic composition, and volatile abundances?
2. Are the estimates of 50% accretion, core formation, and silicate differentiation inferred for Mars from meteorites accurate?
3. How did the magma ocean crystallize?
4. How diverse are mantle and crustal sources on Mars and how have they changed with time?
5. How has magmatic behavior (fractional crystallization, assimilation, accumulation) evolved with time on Mars?
6. How were volcanic rocks emplaced at the martian surface?
7. What is the volatile content in the martian interior, how did it evolve, and was Mars a volatile-rich planet?
8. What types of alteration occurred and what are their extent at the martian surface?
9. What was the history of the martian dynamo prior to its demise?
10. What is the record of cratering on Mars, and how does it differ from that of the Moon?
11. How do we reconcile the dichotomy between meteorites and remote-sensing data?

Although martian meteorites have helped to reveal the nature of these uncertainties, a different set of samples is required, such as returned samples. Returned martian samples are not yet available. However, the Mars 2020 mission, which launched in July 2020, will cache at least 31 samples for return to Earth as early as 2031 (Clery & Voosen, 2019). The landing site for *Perseverance* is Jezero crater (Figure 12). Rocks in Jezero crater show diverse lithologies with different mineralogies, textures, and representing time periods from the early Noachian to the Amazonian. Jezero crater is a 45-km diameter open-lake basin, containing two delta deposits with a likely early Noachian paleolake system dated between ~3.95–3.97 Ga (Ehlmann et al., 2008; Fassett & Head, 2005; Goudge et al., 2012, 2015). Igneous minerals and basaltic rock compositions with limited pervasive alteration are ubiquitous in the different units of Jezero crater, including olivine (3%–12%), pyroxene (24%–30%), and plagioclase (18%–25%), and even K-feldspar (1%–7.5%) (Salvatore et al., 2018). The stratigraphy near the landing ellipse of Mars 2020 includes the Noachian crust, basin fill consisting mostly of olivine and Mg-carbonates with an age of  $3.82 \pm 0.07$  Ga (mid to late Noachian), a  $2.6 \pm 0.5$  Ga (early Amazonian or late Hesperian) mafic cap, and a pitted cap that could either be an impact melt or volcanic unit (Goudge et al., 2012, 2015; Horgan et al., 2020; Mandon et al., 2020; Salvatore et al., 2018).

The iMOST report includes an exhaustive list for objectives of the MSR campaign (Beatty et al., 2019), as well as the list of samples and types of measurements that will address these objectives. The iMOST report divides MSR into seven objectives, which cover geological and biological processes, and preparation for human exploration, as returned samples will be useful to evaluate environmental hazards and in situ measurements. Not all samples with the characteristics from the iMOST wish lists will be likely returned from Jezero crater, but it is possible that we will discover some of them in new martian meteorites. Before the returned samples come back to Earth (not before 2031), we might optimistically expect to recover at least 100 meteorites, based on the current recovery rate (Figure 2). If so, statistically, the odds are that 94% shergottites, 5% nakhlites/chassignites, and 1% other sample types might be recognized until 2031 based on current samples. Note that the low probability (~1%, i.e., other sample types) to recover Jezero-like meteorites on Earth before 2031 shows the importance of returning samples from Jezero crater.

Returned samples from Mars would allow us to better constrain the compositions of the martian interior, including elucidating the diversity of geochemical reservoirs. The field context that Mars 2020—a key advantage for these samples over the martian meteorites—will provide a higher resolution view of igneous and other geological processes. Returned samples would also allow important chronological context constraints. Presently, crater counting on Mars assumes lunar crater calibration, but Jezero crater shows potential volcanic flows (Goudge et al., 2015) that can provide a calibration point to enable better definition of crater ages, and as a benefit, the late accretion flux to Mars. All of these insights are in addition to those gained regarding the potential astrobiology of Mars, including the search for martian organic compounds and biologically significant molecules (Grady, 2020). Returned samples would represent one new data set to study Mars as a geological and biologic system, also including meteorites, orbital, and surficial data.

The complementary study of returned samples and meteorites will help constrain the evolution from the Noachian to the Amazonian of the martian interior. Meteorites and samples will inform each other to help reveal the secrets of the Red planet.

### Data Availability Statement

All data were previously published and were compiled in this manuscript. The supporting information tables are available in the figshare database (Udry et al., 2020). This review paper originated from an invited presentation at the Ninth International Conference on Mars.

### Acknowledgments

We thank Harry McSween and Vinciane Debaille and the editor Laurent Montesi for helpful comments. We would like to thank A. I. Sheen and D. L. Laczniak for help with data compilation. Funding for this work was provided by NASA grants 80NSSC19K0537 and 80NSSC17K0477 (AU), NNX16AR95G (JMDD), 80NSSC18K0333 (TJL), and NSERC grant RGPIN-2018-04902 (CDK). This is LPI contribution no. 2570. LPI is operated by USRA under a cooperative agreement with the Science Mission Directorate of the National Aeronautics and Space Administration.

### References

- Agee, C. B., Wilson, N. V., McCubbin, F. M., Ziegler, K., Polyak, V. J., Sharp, Z. D., et al. (2013). Unique meteorite from early Amazonian Mars: Water-rich basaltic breccia Northwest Africa 7034. *Science*, 339(6121), 780–785. <https://doi.org/10.1126/science.1228858>
- Ali, A., Jabeen, I., Gregory, D., Verish, R., & Banerjee, N. R. (2016). New triple oxygen isotope data of bulk and separated fractions from SNC meteorites: Evidence for mantle homogeneity of Mars. *Meteoritics & Planetary Sciences*, 51(5), 981–995. <https://doi.org/10.1111/maps.12640>
- Amelin, Y. (2002). Lead isotopic ages of chondrules and calcium-aluminum-rich inclusions. *Science*, 297(5587), 1678–1683. <https://doi.org/10.1126/science.1073950>
- Anders, E., Shearer, C. K., Papike, J. J., Bell, J. F., Clemett, S. J., Zare, R. N., et al. (1996). Evaluating the evidence for past life on Mars. *Science*, 274(5295), 2119–2125.
- Armytage, R. M. G., Debaille, V., Brandon, A. D., & Agee, C. B. (2018). A complex history of silicate differentiation of Mars from Nd and Hf isotopes in crustal breccia NWA 7034. *Earth and Planetary Science Letters*, 502, 274–283. <https://doi.org/10.1016/j.epsl.2018.08.013>
- Artemieva, N., & Ivanov, B. (2004). Launch of martian meteorites in oblique impacts. *Icarus*, 171(1), 84–101. <https://doi.org/10.1016/j.icarus.2004.05.003>
- Balta, J. B., Sanborn, M. E., Mayne, R. G., Wadhwa, M., McSween, H. Y., & Crossley, S. D. (2017). Northwest Africa 5790: A previously unsampled portion of the upper part of the nakhlite pile. *Meteoritics & Planetary Sciences*, 52(1), 36–59. <https://doi.org/10.1111/maps.12744>
- Balta, J. B., Sanborn, M., McSween, H. Y., & Wadhwa, M. (2013). Magmatic history and parental melt composition of olivine-phyric shergottite LAR 06319: Importance of magmatic degassing and olivine antecrysts in Martian magmatism. *Meteoritics & Planetary Sciences*, 48(8), 1359–1382. <https://doi.org/10.1111/maps.12140>
- Balta, J. B., Sanborn, M. E., Udry, A., Wadhwa, M., & McSween, H. Y. (2015). Petrology and trace element geochemistry of Tissint, the newest shergottite fall. *Meteoritics & Planetary Sciences*, 50(1), 63–85. <https://doi.org/10.1111/maps.12403>
- Barnes, J. J., McCubbin, F. M., Santos, A. R., Day, J. M. D., Boyce, J. W., Schwenzer, S. P., et al. (2020). Multiple early-formed water reservoirs in the interior of Mars. *Nature Geoscience*, 13, 260–264. <https://doi.org/10.1038/s41561-020-0552-y>
- Basu Sarbadhikari, A., Babu, E. V. S. S. K., & Vijaya Kumar, T. (2016). Chemical layering in the upper mantle of Mars: Evidence from olivine-hosted melt inclusions in Tissint. *Meteoritics & Planetary Sciences*, 17, 1–17. <https://doi.org/10.1111/maps.12790>



- Basu Sarbadhikari, A., Day, J. M. D., Liu, Y., Rumble, D., & Taylor, L. A. (2009). Petrogenesis of olivine-phyric shergottite Larkman Nuntak 06319: Implications for enriched components in martian basalts. *Geochimica et Cosmochimica Acta*, 73(7), 2190–2214. <https://doi.org/10.1016/j.gca.2009.01.012>
- Baziotis, I., Asimow, P. D., Hu, J., Ferrière, L., Ma, C., Cernok, A., et al. (2018). High pressure minerals in the Château-Renard (L6) ordinary chondrite: Implications for collisions on its parent body. *Scientific Reports*, 8(1). <https://doi.org/10.1038/s41598-018-28191-6>
- Baziotis, I. P., Liu, Y., DeCarli, P. S., Melosh, H. J., McSween, H. Y., Bodnar, R. J., & Taylor, L. A. (2013). The Tissint Martian meteorite as evidence for the largest impact excavation. *Nature Communications*, 4, 1404. <https://doi.org/10.1038/ncomms2414>
- Beard, B. L., Ludois, J. M., Lapen, T. J., & Johnson, C. M. (2013). Pre-4.0 billion year weathering on Mars constrained by Rb-Sr geochronology on meteorite ALH84001. *Earth and Planetary Science Letters*, 361, 173–182. <https://doi.org/10.1016/j.epsl.2012.10.021>
- Beatty, D. W., Grady, M. M., McSween, H. Y., Sefton-Nash, E., & Carrier, B. L. (2019). The potential science and engineering value of samples delivered to Earth by Mars sample return. *Meteoritics & Planetary Science*, 54, S3–S152. <https://doi.org/10.1111/maps.13242>
- Bellucci, J. J., Herd, C. D. K., Whitehouse, M. J., Nemchin, A. A., Kenny, G. G., & Merle, R. E. (2020). Insights into the chemical diversity of the martian mantle from the Pb isotope systematics of shergottite Northwest Africa 8159. *Chemical Geology*, 545, 119638. <https://doi.org/10.1016/j.chemgeo.2020>
- Bellucci, J. J., Nemchin, A. A., Whitehouse, M. J., Humayun, M., Hewins, R., & Zanda, B. (2015). Pb-isotopic evidence for an early, enriched crust on Mars. *Earth and Planetary Science Letters*, 410, 34–41. <https://doi.org/10.1016/j.epsl.2014.11.018>
- Bellucci, J. J., Nemchin, A. A., Whitehouse, M. J., Snape, J. F., Bland, P., Benedix, G. K., & Roszjar, J. (2018). Pb evolution in the Martian mantle. *Earth and Planetary Science Letters*, 485(7711), 79–87. <https://doi.org/10.1016/j.epsl.2017.12.039>
- Bellucci, J. J., Nemchin, A. A., Whitehouse, M. J., Snape, J. F., Kielman, R. B., Bland, P. A., & Benedix, G. K. (2016). A Pb isotopic resolution to the Martian meteorite age paradox. *Earth and Planetary Science Letters*, 433, 241–248. <https://doi.org/10.1016/j.epsl.2015.11.004>
- Berger, J. A., Schmidt, M. E., Campbell, J. L., Flannigan, E. L., Gellert, R., Ming, D. W., & Morris, R. V. (2020). Particle Induced X-ray Emission spectrometry (PIXE) of Hawaiian volcanics: An analogue study to evaluate the APXS field analysis of geologic materials on Mars. *Icarus*, 345, 113708. <https://doi.org/10.1016/j.icarus.2020.113708>
- Berkley, J. L., Keil, K., & Prinz, M. (1980). *Comparative petrology and origin of Governador Valadares and other nakhlites* (pp. 1089–1102). Paper presented at 11th Lunar and Planetary Science Conference, Lunar and Planetary Institute, Houston, TX.
- Bianco, T. A., Ito, G., Becker, J. M., & Garcia, M. O. (2005). Secondary Hawaiian volcanism formed by flexural arch decompression. *Geochemistry, Geophysics, Geosystems*, 6(8), 1–24. <https://doi.org/10.1029/2005gc000945>
- Bibring, J. P., Langevin, Y., Gendrin, A., Gondet, B., Poulet, F., Berthé, M., et al. (2005). Mars surface diversity as revealed by the OMEGA/Mars express observations. *Science*, 307(5715), 1576–1581. <https://doi.org/10.1126/science.1108806>
- Bland, P. A. (2001). Quantification of meteorite infall rates from accumulations in deserts, and meteorite accumulations on Mars. In B. Peucker-Ehrenbrink, & B. Schmitz (Eds.), *Accretion of extraterrestrial matter throughout Earth's history* (pp. 267–303). Boston, MA: Springer. [https://doi.org/10.1007/978-1-4419-8694-8\\_15](https://doi.org/10.1007/978-1-4419-8694-8_15)
- Blichert-Toft, J., Gleason, J. D., Télouk, P., & Albarède, F. (1999). The Lu-Hf isotope geochemistry of shergottites and the evolution of the Martian mantle-crust system. *Earth and Planetary Science Letters*, 173(1–2), 25–39. [https://doi.org/10.1016/S0012-821X\(99\)00222-8](https://doi.org/10.1016/S0012-821X(99)00222-8)
- Bogard, D. D., & Johnson, P. (1983). Martian gases in an Antarctic meteorite? *Science*, 221(4611), 651–654. <https://doi.org/10.1126/science.221.4611.651>
- Borg, L. E., Brennecka, G. A., & Symes, S. J. K. (2016). Accretion timescale and impact history of Mars deduced from the isotopic systematics of martian meteorites. *Geochimica et Cosmochimica Acta*, 175, 150–167. <https://doi.org/10.1016/j.gca.2015.12.002>
- Borg, L. E., Connelly, J. N., Nyquist, L. E., Shih, C.-Y., Wiesmann, H., & Reese, Y. (1999). The age of the carbonates in martian meteorite ALH84001. *Science*, 286(5437), 90–94. <https://doi.org/10.1126/science.286.5437.90>
- Borg, L. E., & Drake, M. J. (2005). A review of meteorite evidence for the timing of magmatism and of surface or near-surface liquid water on Mars. *Journal of Geophysical Research*, 110(E12), E12S03. <https://doi.org/10.1029/2005JE002402>
- Borg, L. E., & Draper, D. S. (2003). A petrogenetic model for the origin and compositional variation of the martian basaltic meteorites. *Meteoritics & Planetary Sciences*, 38(12), 1713–1731. <https://doi.org/10.1111/j.1945-5100.2003.tb00011.x>
- Borg, L. E., Gaffey, A. M., & Depaolo, D. (2008). *Preliminary age of martian meteorite Northwest Africa 4468 and its relationship to the other incompatible-element-enriched shergottites*. Paper presented at 39th Lunar and Planetary Science Conference, #1851.
- Borg, L. E., Nyquist, L. E., Wiesmann, H., & Reese, Y. (2002). Constraints on the petrogenesis of Martian meteorites from the Rb-Sr and Sm-Nd isotopic systematics of the Iherzolitic shergottites ALH77005 and LEW88516. *Geochimica et Cosmochimica Acta*, 66(11), 2037–2053. [https://doi.org/10.1016/S0016-7037\(02\)00835-9](https://doi.org/10.1016/S0016-7037(02)00835-9)
- Borg, L. E., Nyquist, L. E., Wiesmann, G., Shih, C. Y., & Reese, Y. (2003). The age of Dar al Gani 476 and the differentiation history of the martian meteorites inferred from their radiogenic isotopic systematics. *Geochimica et Cosmochimica Acta*, 67(18), 3519–3536. [https://doi.org/10.1016/S0016-7037\(03\)00094-2](https://doi.org/10.1016/S0016-7037(03)00094-2)
- Bouvier, A., Blichert-Toft, J., & Albarède, F. (2009). Martian meteorite chronology and the evolution of the interior of Mars. *Earth and Planetary Science Letters*, 280(1–4), 285–295. <https://doi.org/10.1016/j.epsl.2009.01.042>
- Bouvier, A., Blichert-Toft, J., Vervoort, J. D., Gillet, P., & Albarède, F. (2008). The case for old basaltic shergottites. *Earth and Planetary Science Letters*, 266(1–2), 105–124. <https://doi.org/10.1016/j.epsl.2007.11.006>
- Bouvier, L. C., Costa, M. M., Connelly, J. N., Jensen, N. K., Wielandt, D., Storey, M., et al. (2018). Evidence for extremely rapid magma ocean crystallization and crust formation on Mars. *Nature*, 558(7711), 586–589. <https://doi.org/10.1038/s41586-018-0222-z>
- Bowling, T. J., Johnson, B. C., Wiggins, S. E., Walton, E. L., Melosh, H. J., & Sharp, T. G. (2020). Dwell time at high pressure of meteorites during impact ejection from Mars. *Icarus*, 343, 113689. <https://doi.org/10.1016/j.icarus.2020.113689>
- Bradley, J. P., Harvey, R. P., & McSween, H. Y. (1996). Magnetite whiskers and platelets in the ALH84001 Martian meteorite: Evidence of vapor phase growth. *Geochimica et Cosmochimica Acta*, 60(24), 5149–5155. [https://doi.org/10.1016/s0016-7037\(96\)00383-3](https://doi.org/10.1016/s0016-7037(96)00383-3)
- Brandon, A. D., Puchtel, I. S., Walker, R. J., Day, J. M. D., Irving, A. J., & Taylor, L. A. (2012). Evolution of the martian mantle inferred from the 187Re–187Os isotope and highly siderophile element abundance systematics of shergottite meteorites. *Geochimica et Cosmochimica Acta*, 76, 206–235. <https://doi.org/10.1016/j.gca.2011.09.047>
- Brandon, A. D., Walker, R. J., Morgan, J. W., & Goles, G. G. (2000). Re-Os isotopic evidence for early differentiation of the Martian mantle. *Geochimica et Cosmochimica Acta*, 64(23), 4083–4095. [https://doi.org/10.1016/S0016-7037\(00\)00482-8](https://doi.org/10.1016/S0016-7037(00)00482-8)
- Brennecka, G. A., Borg, L. E., & Wadhwa, M. (2014). Insights into the Martian mantle: The age and isotopics of the meteorite fall Tissint. *Meteoritics & Planetary Sciences*, 49(3), 412–418. <https://doi.org/10.1111/maps.12258>
- Bridges, J. C., Catling, D. C., Saxton, J. M., Swindle, T. D., Lyon, I. C., & Grady, M. M. (2001). Alteration assemblages in Martian meteorites: Implications for near-surface processes. *Space Science Reviews*, 96(1–4), 365–392. <https://doi.org/10.1023/A:1011965826553>

- Bridges, J. C., & Grady, M. M. (1999). A halite-siderite-anhydrite-chlorapatite assemblage in-Nakhlite: Mineralogical evidence for evaporites on Mars. *Meteoritics & Planetary Sciences*, 34(3), 407–415. <https://doi.org/10.1111/j.1945-5100.1999.tb01349.x>
- Bridges, J. C., Hicks, L. J., Bedford, C., & Macarthur, S. P. S. J. (2017). *Igneous differentiation of the martian crust*. In 1st British Planetary Science Congress, 3–5 Dec 2017, pp. 764–904. Glasgow. <https://doi.org/10.1111/maps.1295>
- Bridges, J. C., & Schwenzer, S. P. (2012). The nakhlite hydrothermal brine on Mars. *Earth and Planetary Science Letters*, 359(360), 117–123. <https://doi.org/10.1016/j.epsl.2012.09.044>
- Cannon, K. M., Mustard, J. F., & Agee, C. B. (2015). Evidence for a widespread basaltic breccia component in the martian low-albedo regions from the reflectance spectrum of Northwest Africa 7034. *Icarus*, 252, 150–153. <https://doi.org/10.1016/j.icarus.2015.01.016>
- Carlson, R. W., & Boyet, M. (2009). Short-lived radionuclides as monitors of early crust-mantle differentiation on the terrestrial planets. *Earth and Planetary Science Letters*, 279(3–4), 147–156. <https://doi.org/10.1016/j.epsl.2009.01.017>
- Caro, G., Bourdon, B., Halliday, A. N., & Quitté, G. (2008). Super-chondritic Sm/Nd ratios in Mars, the Earth and the Moon. *Nature*, 452(7185), 336–339. <https://doi.org/10.1038/nature06760>
- Carr, M. H., & Head, J. W. (2010). Geologic history of Mars. *Earth and Planetary Science Letters*, 294(3–4), 185–203. <https://doi.org/10.1016/j.epsl.2009.06.042>
- Cartwright, J. A., Ott, U., Herrmann, S., & Agee, C. B. (2014). Modern atmospheric signatures in 4.4 Ga Martian meteorite NWA 7034. *Earth and Planetary Science Letters*, 400, 77–87. <https://doi.org/10.1016/j.epsl.2014.05.008>
- Cassata, W. S., Cohen Benjamin, E., Mark, D. F., Trappitsch, R., Crow, C. A., Wimpenny, J., et al. (2018). Chronology of martian breccia NWA 7034 and the formation of the martian crustal dichotomy. *Science Advances*, 4(5), eaap8306. <https://doi.org/10.1126/sciadv.aap8306>
- Castle, N., & Herd, C. D. K. (2017). Experimental petrology of the Tissint meteorite: Redox estimates, crystallization curves, and evaluation of petrogenetic models. *Meteoritics & Planetary Sciences*, 52(1), 125–146. <https://doi.org/10.1111/maps.12739>
- Castle, N., & Herd, C. D. K. (2018). Experimental investigation into the effects of oxidation during petrogenesis of the Tissint meteorite. *Meteoritics & Planetary Sciences*, 23, 1–23. <https://doi.org/10.1111/maps.13083>
- Changela, H. G., & Bridges, J. C. (2010). Alteration assemblages in the nakhlites: Variation with depth on Mars. *Meteoritics & Planetary Sciences*, 45(12), 1847–1867. <https://doi.org/10.1111/j.1945-5100.2010.01123.x>
- Chen, Y., Liu, Y., Guan, Y., Eiler, J. M., Ma, C., Rossman, G. R., & Taylor, L. A. (2015). Evidence in Tissint for recent subsurface water on Mars. *Earth and Planetary Science Letters*, 425, 55–63. <https://doi.org/10.1016/j.epsl.2015.05.004>
- Clery, D., & Voosen, P. (2019). Bold plan to retrieve Mars samples takes shape. *Science*, 366(6468), 932–933. <https://doi.org/10.1126/science.366.6468.932>
- Cohen, B. E., Mark, D. F., Cassata, W. S., Lee, M. R., Tomkinson, T., & Smith, C. L. (2017). Taking the pulse of Mars via dating of a plumefed volcano. *Nature Communications*, 8(1), 640. <https://doi.org/10.1038/s41467-017-00513-8>
- Collinet, M., Charlier, B., Namur, O., Oeser, M., Médard, E., & Weyer, S. (2017). Crystallization history of enriched shergottites from Fe and Mg isotope fractionation in olivine megacrysts. *Geochimica et Cosmochimica Acta*, 207, 277–297. <https://doi.org/10.1016/j.gca.2017.03.029>
- Combs, L. M., Udry, A., Howarth, G. H., Righter, M., Lapen, T. J., Gross, J., et al. (2019). Petrology of the enriched poikilitic shergottite Northwest Africa 10169: Insight into the martian interior. *Geochimica et Cosmochimica Acta*, 266, 435–462. <https://doi.org/10.1016/j.gca.2019.07.001>
- Connelly, J. N., Bizzarro, M., Krot, A. N., Nordlund, A., Wielandt, D., & Ivanova, M. A. (2012). The absolute chronology and thermal processing of solids in the solar protoplanetary disk. *Science*, 338(6107), 651–655. <https://doi.org/10.1126/science.1226919>
- Connelly, J. N., Bollard, J., & Bizzarro, M. (2017). Pb–Pb chronometry and the early Solar System. *Geochimica et Cosmochimica Acta*, 201, 345–363. <https://doi.org/10.1016/j.gca.2016.10.044>
- Corrigan, C. M., Velbel, M. A., & Vicenzi, E. P. (2015). Modal abundances of pyroxene, olivine, and mesostasis in nakhlites: Heterogeneity, variation, and implications for nakhlite emplacement. *Meteoritics & Planetary Sciences*, 50(9), 1497–1511. <https://doi.org/10.1111/maps.12492>
- Cousin, A., Sautter, V., Payré, V., Forni, O., Mangold, N., Gasnault, O., et al. (2017). Classification of igneous rocks analyzed by ChemCam at Gale crater, Mars. *Icarus*, 288, 265–283. <https://doi.org/10.1016/j.icarus.2017.01.014>
- Crozaz, G., Floss, C., & Wadhwa, M. (2003). Chemical alteration and REE mobilization in meteorites from hot and cold deserts. *Geochimica et Cosmochimica Acta*, 67(24), 4727–4741. <https://doi.org/10.1016/j.gca.2003.08.008>
- Daly, L., Lee, M. R., Piazzolo, S., Griffin, S., Bazargan, M., Campanale, F., et al. (2019a). Boom boom pow: Shock-facilitated aqueous alteration and evidence for two shock events in the Martian nakhlite meteorites. *Science Advances*, 5(9), eaaw5549. <https://doi.org/10.1126/sciadv.aaw5549>
- Daly, L., Piazzolo, S., Lee, M. R., Griffin, S., Chung, P., Campanale, F., et al. (2019b). Understanding the emplacement of Martian volcanic rocks using petrofabrics of the nakhlite meteorites. *Earth and Planetary Science Letters*, 520, 220–230. <https://doi.org/10.1016/j.epsl.2019.05.050>
- Dann, J. C., Holzheid, A. H., Grove, T. L., & Mccsween, H. Y. (2001). Phase equilibria of the Shergotty meteorite: Constraints on pre-eruptive water contents of martian magmas and fractional crystallization under hydrous conditions. *Meteoritics & Planetary Sciences*, 36(6), 793–806. <https://doi.org/10.1111/j.1945-5100.2001.tb01917.x>
- Danyushevsky, L. V., Della-Pasqua, F. N., & Sokolov, S. (2000). Re-equilibration of melt inclusions trapped by magnesian olivine phenocrysts from subduction-related magmas: Petrological implications. *Contributions to Mineralogy and Petrology*, 138(1), 68–83. <https://doi.org/10.1007/PL00007664>
- Dauphas, N., & Pourmand, A. (2011). Hf–W–Th evidence for rapid growth of Mars and its status as a planetary embryo. *Nature*, 473(7348), 489–492. <https://doi.org/10.1038/nature10077>
- Davidson, J., Wadhwa, M., Hervig, R. L., & Stephant, A. (2020). Water on Mars: Insights from apatite in regolith breccia Northwest Africa 7034. *Earth and Planetary Science Letters*, 552, 116597. <https://doi.org/10.1016/j.epsl.2020.116597>
- Day, J. M. D., Tait, K. T., Udry, A., Moynier, F., Liu, Y., & Neal, C. R. (2018). Martian magmatism from plume metasomatized mantle. *Nature Communications*, 9(1), 4799. <https://doi.org/10.1038/s41467-018-07191-0>
- Day, J. M. D., Taylor, L. A., Floss, C., & Mccsween, H. Y. (2006). Petrology and chemistry of MIL 03346 and its significance in understanding the petrogenesis of nakhlites on Mars. *Meteoritics & Planetary Sciences*, 41(4), 581–606. <https://doi.org/10.1111/j.1945-5100.2006.tb00484.x>
- Debaille, V., Brandon, A. D., O'Neill, C., Yin, Q. Z., & Jacobsen, B. (2009). Early martian mantle overturn inferred from isotopic composition of nakhlite meteorites. *Nature Geoscience*, 2(8), 548–552. <https://doi.org/10.1038/ngeo579>

- Debaillie, V., Brandon, A. D., Yin, Q. Z., & Jacobsen, B. (2007). Coupled  $^{142}\text{Nd}$ - $^{143}\text{Nd}$  evidence for a protracted magma ocean in Mars. *Nature*, *450*(7169), 525–528. <https://doi.org/10.1038/nature06317>
- Debaillie, V., O'Neill, C., Brandon, A. D., Haenecour, P., Yin, Q. Z., Mattioli, N., & Treiman, A. H. (2013). Stagnant-lid tectonics in early Earth revealed by  $^{142}\text{Nd}$  variations in late Archean rocks. *Earth and Planetary Science Letters*, *373*, 83–92. <https://doi.org/10.1016/j.epsl.2013.04.016>
- Debaillie, V., Yin, Q. Z., Brandon, A. D., & Jacobsen, B. (2008). Martian mantle mineralogy investigated by the  $^{176}\text{Lu}$ - $^{176}\text{Hf}$  and  $^{147}\text{Sm}$ - $^{143}\text{Nd}$  systematics of shergottites. *Earth and Planetary Science Letters*, *269*(1–2), 186–199. <https://doi.org/10.1016/j.epsl.2008.02.008>
- Dreibus, G., & Wanke, H. (1985). Mars, a volatile-rich planet. *Meteoritics*, *20*, 367–381.
- Dunham, E. T., Balta, J. B., Wadhwa, M., Sharp, T. G., & McSween, H. Y. (2019). Petrology and geochemistry of olivine-phyric shergottites LAR 12095 and LAR 12240: Implications for their petrogenetic history on Mars. *Meteoritics & Planetary Sciences*, *25*, 1–25. <https://doi.org/10.1111/maps.13262>
- Edwards, P. H., Bridges, J. C., Wiens, R., Anderson, R., Dyar, D., Fisk, M., et al. (2017). Basalt-trachybasalt samples in Gale Crater, Mars. *Meteoritics & Planetary Sciences*, *20*, 1–20. <https://doi.org/10.1111/maps.12953>
- Ehlmann, B. L., Mustard, J. F., Fassett, C. I., Schon, S. C., Head, J. W., Des Marais, D. J., et al. (2008). Clay minerals in delta deposits and organic preservation potential on Mars. *Nature Geoscience*, *1*(6), 355–358. <https://doi.org/10.1038/ngeo207>
- El Goresy, A., Gillet, P., Miyahara, M., Ohtani, E., Ozawa, S., Beck, P., & Montagnac, G. (2013). Shock-induced deformation of Shergottites: Shock-pressures and perturbations of magmatic ages on Mars. *Geochimica et Cosmochimica Acta*, *101*, 233–262. <https://doi.org/10.1016/j.gca.2012.10.002>
- Elkins-Tanton, L. T. (2005). Possible formation of ancient crust on Mars through magma ocean processes. *Journal of Geophysical Research*, *110*(E12), E12S01. <https://doi.org/10.1029/2005JE002480>
- Elkins-Tanton, L. T., Parmentier, E. M., & Hess, P. C. (2003). Magma ocean fractional crystallization and cumulate overturn in terrestrial planets: Implications for Mars. *Meteoritics & Planetary Sciences*, *38*(12), 1753–1771. <https://doi.org/10.1111/j.1945-5100.2003.tb00013.x>
- Eugster, O., Busemann, H., Lorenzetti, S., & Terribilini, D. (2002). Ejection ages from krypton-81-krypton-83 dating and pre-atmospheric sizes of martian meteorites. *Meteoritics & Planetary Sciences*, *37*(10), 1345–1360. <https://doi.org/10.1111/j.1945-5100.2002.tb01033.x>
- Fassett, C. I., & Head, J. W. (2005). Fluvial sedimentary deposits on Mars: Ancient deltas in a crater lake in the Nili Fossae region. *Geophysical Research Letters*, *32*(14), 1–5. <https://doi.org/10.1029/2005GL023456>
- Ferdous, J., Brandon, A. D., Peslier, A. H., & Pirotte, Z. (2017). Evaluating crustal contributions to enriched shergottites from the petrology, trace elements, and Rb-Sr and Sm-Nd isotope systematics of Northwest Africa 856. *Geochimica et Cosmochimica Acta*, *211*, 280–306. <https://doi.org/10.1016/j.gca.2017.05.032>
- Filiberto, J. (2017). Geochemistry of Martian basalts with constraints on magma genesis. *Chemical Geology*, *466*, 1–14. <https://doi.org/10.1016/j.chemgeo.2017.06.009>
- Filiberto, J., Baratoux, D., Beaty, D., Breuer, D., Farcy, B. J., Grott, M., et al. (2016b). A review of volatiles in the Martian interior. *Meteoritics & Planetary Sciences*, *51*(11), 1935–1958. <https://doi.org/10.1111/maps.12680>
- Filiberto, J., Chin, E., Day, J. M. D., Franchi, I. a., Greenwood, R. C., Gross, J., et al. (2012). Geochemistry of intermediate olivine-phyric shergottite Northwest Africa 6234, with similarities to basaltic shergottite Northwest Africa 480 and olivine-phyric shergottite Northwest Africa 2990. *Meteoritics & Planetary Sciences*, *47*(8), 1256–1273. <https://doi.org/10.1111/j.1945-5100.2012.01382.x>
- Filiberto, J., Gross, J., & McCubbin, F. M. (2016a). Constraints on the water, chlorine, and fluorine content of the Martian mantle. *Meteoritics & Planetary Sciences*, *13*, 1–13. <https://doi.org/10.1111/maps.12624>
- Filiberto, J., Gross, J., Trela, J., & Ferré, E. C. (2014). Gabbroic shergottite Northwest Africa 6963: An intrusive sample of Mars. *American Mineralogist*, *99*(4), 601–606. <https://doi.org/10.2138/am.2014.4638>
- Filiberto, J., Gross, J., Udry, A., Trela, J., Wittmann, A., Cannon, K. M., et al. (2018). Shergottite Northwest Africa 6963: A pyroxene-cumulate martian gabbro. *Journal of Geophysical Research: Planets*, *123*(7), 1823–1841. <https://doi.org/10.1029/2018JE005635>
- Filiberto, J., McCubbin, F. M., & Taylor, G. J. (2019). Volatiles in martian magmas and the interior: Inputs of volatiles into the crust and atmosphere. In J. Filiberto & S. Schwenzer (Eds.), *Volatiles in the martian crust* (pp. 13–33). Amsterdam, Netherlands: Elsevier.
- Filiberto, J., Musselwhite, D. S., Gross, J., Burgess, K., Le, L., & Treiman, A. H. (2010). Experimental petrology, crystallization history, and parental magma characteristics of olivine-phyric shergottite NWA 1068: Implications for the petrogenesis of “enriched” olivine-phyric shergottites. *Meteoritics & Planetary Sciences*, *45*(8), 1258–1270. <https://doi.org/10.1111/j.1945-5100.2010.01080.x>
- Filiberto, J., & Treiman, A. H. (2009). Martian magmas contained abundant chlorine, but little water. *Geology*, *37*(12), 1087–1090. <https://doi.org/10.1130/G30488A.1>
- Filiberto, J., Treiman, A. H., Giesting, P. a., Goodrich, C. a., & Gross, J. (2014). High-temperature chlorine-rich fluid in the martian crust: A precursor to habitability. *Earth and Planetary Science Letters*, *401*, 110–115. <https://doi.org/10.1016/j.epsl.2014.06.003>
- Foley, C. N., Wadhwa, M., Borg, L. E., Janney, P. E., Hines, R., & Grove, T. L. (2005). The early differentiation history of Mars from  $^{182}\text{W}$ - $^{142}\text{Nd}$  isotope systematics in the SNC meteorites. *Geochimica et Cosmochimica Acta*, *69*(18), 4557–4571. <https://doi.org/10.1016/j.gca.2005.05.009>
- Franz, H. B., Kim, S. T., Farquhar, J., Day, J. M. D., Economos, R. C., McKeegan, K. D., et al. (2014). Isotopic links between atmospheric chemistry and the deep sulphur cycle on Mars. *Nature*, *508*(7496), 364–368. <https://doi.org/10.1038/nature13175>
- Fritz, J., Artemieva, N., & Greshake, A. (2005). Ejection of martian meteorites. *Meteoritics & Planetary Sciences*, *40*(9–10), 1393–1411. <https://doi.org/10.1111/j.1945-5100.2005.tb00409.x>
- Gaetani, G. A., O'Leary, J. A., Shimizu, N., Bucholz, C. E., & Newville, M. (2012). Rapid reequilibration of  $\text{H}_2\text{O}$  and oxygen fugacity in olivine-hosted melt inclusions. *Geology*, *40*(10), 915–918. doi:<https://doi.org/10.1130/G32992.1>
- Gaffney, A. M., Borg, L. E., Asmerom, Y., Shearer, C. K., & Burger, P. V. (2011). Disturbance of isotope systematics during experimental shock and thermal metamorphism of a lunar basalt with implications for Martian meteorite chronology. *Meteoritics & Planetary Sciences*, *46*(1), 35–52. <https://doi.org/10.1111/j.1945-5100.2010.01137.x>
- Gaffney, A. M., Borg, L. E., & Connelly, J. N. (2007). Uranium-lead isotope systematics of Mars inferred from the basaltic shergottite QUE 94201. *Geochimica et Cosmochimica Acta*, *71*(20), 5016–5031. <https://doi.org/10.1016/j.gca.2007.08.009>
- Genova, A., & Al, E. (2016). Seasonal and static gravity field of Mars from MGS, Mars Odyssey and MRO radio science. *Icarus*, *272*, 228–245.
- Giesting, P. A., & Filiberto, J. (2014). Quantitative models linking igneous amphibole composition with magma Cl and OH content. *American Mineralogist*, *99*(4), 852–865. <https://doi.org/10.2138/am.2014.4623>
- Giesting, P. A., & Filiberto, J. (2016). The formation environment of potassic-chloro-hastingsite in the nakhlites MIL 03346 and pairs and NWA 5790: Insights from terrestrial chloro-amphibole. *Meteoritics & Planetary Sciences*, *51*(11), 2127–2153. <https://doi.org/10.1111/maps.12675>



- Giesting, P. A., Schwenzer, S. P., Filiberto, J., Starkey, N. A., Franchi, I. A., Treiman, A. H., et al. (2015). Igneous and shock processes affecting chassignite amphibole evaluated using chlorine/water partitioning and hydrogen isotopes. *Meteoritics & Planetary Sciences*, 50(3), 433–460. <https://doi.org/10.1111/maps.12430>
- Gillet, P., Barrat, J. a., Deloule, E., Wadhwa, M., Jambon, a., Sautter, V., et al. (2002). Aqueous alteration in the Northwest Africa 817 (NWA 817) martian meteorite. *Earth and Planetary Science Letters*, 203(1), 431–444. [https://doi.org/10.1016/S0012-821X\(02\)00835-X](https://doi.org/10.1016/S0012-821X(02)00835-X)
- Goderis, S., Brandon, A. D., Mayer, B., & Humayun, M. (2016). ScienceDirect Ancient impactor components preserved and reworked in martian regolith breccia Northwest Africa 7034. *Geochimica et Cosmochimica Acta*, 191, 203–215. <https://doi.org/10.1016/j.gca.2016.07.024>
- Goodrich, C. A. (2002). Olivine-phyric martian basalts: A new type of shergottite. *Meteoritics & Planetary Sciences*, 37(S12), B31–B34. <https://doi.org/10.1111/j.1945-5100.2002.tb00901.x>
- Goodrich, C. A., Treiman, A. H., Filiberto, J., Gross, J., & Jercinovic, M. (2013). K<sub>2</sub>O-rich trapped melt in olivine in the Nakhla meteorite: Implications for petrogenesis of nakhlites and evolution of the Martian mantle. *Meteoritics & Planetary Sciences*, 48(12), 2371–2405. <https://doi.org/10.1111/maps.12226>
- Gouge, T. A., Mustard, J. F., Head, J. W., & Fassett, C. I. (2012). Constraints on the history of open-basin lakes on Mars from the composition and timing of volcanic resurfacing. *Journal of Geophysical Research: Planets*, 117(E12), E00J21. <https://doi.org/10.1029/2012je004115>
- Gouge, T. A., Mustard, J. F., Head, J. W., Fassett, C. I., & Wiseman, S. M. (2015). Assessing the mineralogy of the watershed and fan deposits of the Jezero crater paleolake system, Mars. *Journal of Geophysical Research: Planets*, 120(4), 775–808. <https://doi.org/10.1002/2014JE004782>
- Grady, M. M. (2020). Exploring Mars with returned samples. *Space Science Reviews*, 216, 51. <https://doi.org/10.1007/s11214-020-00676-9>
- Griffin, S., Daly, L., Lee, M. R., Piazzolo, S., Trimby, P. W., Forman, L., et al. (2019). *New insights into the magmatic and shock history of the nakhlite meteorites from electron backscatter diffraction*. Paper presented at Lunar and Planetary Institute Science Conference, Abstract#1845. <https://doi.org/10.1037/0033-2909.126.1.78>
- Gross, J., Filiberto, J., Herd, C. D. K., Daswani, M. M., Schwenzer, S. P., & Treiman, A. H. (2013). Petrography, mineral chemistry, and crystallization history of olivine-phyric shergottite NWA 6234: A new melt composition. *Meteoritics & Planetary Sciences*, 48(5), 854–871. <https://doi.org/10.1111/maps.12092>
- Gross, J., Treiman, A. H., Filiberto, J., & Herd, C. D. K. (2011). Primitive olivine-phyric shergottite NWA 5789: Petrography, mineral chemistry, and cooling history imply a magma similar to Yamato-980459. *Meteoritics & Planetary Sciences*, 46(1), 116–133. <https://doi.org/10.1111/j.1945-5100.2010.01152.x>
- Guitreau, M., & Flahaut, J. (2019). Record of low-temperature aqueous alteration of Martian zircon during the late Amazonian. *Nature Communications*, 10(1), 2457. <https://doi.org/10.1038/s41467-019-10382-y>
- Halevy, I., Fischer, W. W., & Eiler, J. M. (2011). Carbonates in the Martian meteorite Allan Hills 84001 formed at 18±4°C in a near-surface aqueous environment. *Proceedings of the National Academy of Sciences of the United States of America*, 108(41), 16895–16899. <https://doi.org/10.1073/pnas.1109444108>
- Hallis, L. J., Ishii, H. A., Bradley, J. P., & Taylor, G. J. (2014). Transmission electron microscope analyses of alteration phases in martian meteorite MIL 090032. *Geochimica et Cosmochimica Acta*, 134, 275–288. <https://doi.org/10.1016/j.gca.2014.02.007>
- Hallis, L. J., & Taylor, G. (2011). Hydrogen isotopes in the nakhlites: Magmatic and atmospheric martian reservoirs versus terrestrial contamination. *Meteoritics & Planetary Sciences*, 46(1), 5210.
- Hamilton, V. E., Christensen, P. R., McSween, H. Y., & Bandfield, J. L. (2003). Searching for the source regions of martian meteorites using MGS TES: Integrating martian meteorites into the global distribution of igneous materials on Mars. *Meteoritics & Planetary Sciences*, 38(6), 871–885. <https://doi.org/10.1111/j.1945-5100.2003.tb00284.x>
- Hamilton, J. S., Herd, C. D. K., Walton, E. L., & Tornabene, L. L. (2020). *Prioritizing candidate source craters for martian meteorites*. Paper presented at Lunar and Planetary Institute Science Conference, Abstract #2607.
- Hartmann, W., & Neukum, G. (2001). Cratering chronology and the evolution of Mars. *Space Science Reviews*, 96(1), 165–194. <https://doi.org/10.1023/A:1011945222010>
- Harvey, R., & Hamilton, V. (2005). Syrtis Major as the source region of the Nakhilite/Chassigny group of Martian meteorites: implications for the geological history of Mars. *36th Annual Lunar and Planetary ...*, 7216, 2–3.
- Hawthorne, F. C. (1983). The crystal chemistry of the amphiboles. *The Canadian Mineralogist*, 21, 173–480.
- Head, J. N., Melosh, H. J., & Ivanov, B. A. (2002). Martian meteorite launch: High-speed ejecta from small craters. *Science*, 298(5599), 1752–1756. <https://doi.org/10.1126/science.1077483>
- Herd, C. D. K. (2003). The oxygen fugacity of olivine-phyric martian basalts and the components within the mantle and crust of Mars. *Meteoritics & Planetary Sciences*, 38(12), 1793–1805. <https://doi.org/10.1111/j.1945-5100.2003.tb00015.x>
- Herd, C. D. K. (2008). Basalts as probes of planetary interior redox state. *Reviews in Mineralogy and Geochemistry*, 68(1), 527–553. <https://doi.org/10.2138/rmg.2008.68.19>
- Herd, C. D. K. (2019). *Reconciling redox: Making spatial and temporal sense of oxygen fugacity variations in martian igneous rocks*. Paper presented at 50th Lunar and Planetary Institute Science Conference, Abstract #2746.
- Herd, C. D. K., Borg, L. E., Jones, J. H., & Papike, J. J. (2002). Oxygen fugacity and geochemical variations in the martian basalts: Implications for martian basalt petrogenesis and the oxidation state of the upper mantle of Mars. *Geochimica et Cosmochimica Acta*, 66(11), 2025–2036. [https://doi.org/10.1016/S0016-7037\(02\)00828-1](https://doi.org/10.1016/S0016-7037(02)00828-1)
- Herd, C. D. K., Tornabene, L. L., Bowling, T. J., Walton, E. L., Sharp, T. G., & Melosh, H. J. (2017b). *New insights into source craters for the martian meteorites*. Paper presented at 80th Annual Meeting of the Meteoritical Society, #6334.
- Herd, C. D. K., Tornabene, L. L., Bowling, T. J., Walton, E. K., Sharp, T. G., Melosh, H. J., et al. (2018). Linking martian meteorites to their source craters: New insights. Paper presented at Lunar and Planetary Institute Science Conference XLIX, #2266. <https://doi.org/10.1051/0004-6361/201731937>
- Herd, C. D. K., Treiman, A. H., McKay, G. A., & Shearer, C. K. (2005). Light lithophile elements in martian basalts: Evaluating the evidence for magmatic water degassing. *Geochimica et Cosmochimica Acta*, 69(9), 2431–2440. <https://doi.org/10.1016/j.gca.2004.10.030>
- Herd, C. D. K., Walton, E. L., Agee, C. B., Muttik, N., Ziegler, K., Shearer, C. K., et al. (2017a). The Northwest Africa 8159 martian meteorite: Expanding the martian sample suite to the early Amazonian. *Geochimica et Cosmochimica Acta*, 218, 1–26. <https://doi.org/10.1016/j.gca.2017.08.037>
- Herzog, G. F., & Caffee, M. W. (2014). Cosmic-ray exposure ages of meteorites. In A. M. Davis (Ed.), *Meteorites and cosmochemical processes, Volume 1 of Treatise on Geochemistry* (2nd ed., pp. 419–454)
- Hewins, R. H., Humayun, M., Barrat, J. A., Zanda, B., Lorand, J. P., Pont, S., et al. (2020). Northwest Africa 8694, a ferroan chassignite: Bridging the gap between nakhlites and chassignites. *Geochimica et Cosmochimica Acta*, 282, 201–226. <https://doi.org/10.1016/j.gca.2020.05.021>

- Hewins, R. H., Zanda, B., Humayun, M., Nemchin, A., Lorand, J. P., Pont, S., et al. (2017). Regolith breccia Northwest Africa 7533: Mineralogy and petrology with implications for early Mars. *Meteoritics & Planetary Sciences*, 52(1), 89–124. <https://doi.org/10.1111/maps.12740>
- Hewins, R. H., Zanda, B., Pont, S., & Zanetta, P.-M. (2019). Northwest Africa 10414, a pigeonite cumulate shergottite. *Meteoritics & Planetary Sciences*, 54(9), 2132–2148. <https://doi.org/10.1111/maps.13374>
- He, Q., Xiao, L., Balta, J. B., Baziotis, I. P., Hsu, W., & Guan, Y. (2015). Petrography and geochemistry of the enriched basaltic shergottite Northwest Africa 2975. *Meteoritics & Planetary Sciences*, 21, 2024–2044. <https://doi.org/10.1111/maps.12571>
- Horgan, B. H. N., Anderson, R. B., Dromart, G., Amador, E. S., & Rice, M. S. (2020). The mineral diversity of Jezero crater: Evidence for possible lacustrine carbonates on Mars. *Icarus*, 339, 113526. <https://doi.org/10.1016/j.icarus.2019.113526>
- Howarth, G. H., Pernet-Fisher, J. F., Balta, J. B., Barry, P. H., Bodnar, R. J., & Taylor, L. A. (2014). Two-stage polybaric formation of the new enriched, pyroxene-oikocrystic, lherzolitic shergottite, NWA 7397. *Meteoritics & Planetary Sciences*, 49(10), 1812–1830. <https://doi.org/10.1111/maps.12357>
- Howarth, G. H., Pernet-Fisher, J. F., Bodnar, R. J., & Taylor, L. A. (2015). Evidence for the exsolution of Cl-rich fluids in martian magmas: Apatite petrogenesis in the enriched lherzolitic shergottite Northwest Africa 7755. *Geochimica et Cosmochimica Acta*, 166, 234–248. <https://doi.org/10.1016/j.gca.2015.06.031>
- Howarth, G. H., & Udry, A. (2017). Trace elements in olivine and the petrogenesis of the intermediate, olivine-phyric shergottite NWA 10170. *Meteoritics & Planetary Sciences*, 52(2), 391–409. <https://doi.org/10.1111/maps.12799>
- Howarth, G. H., Udry, A., & Day, J. M. D. D. (2018). Petrogenesis of basaltic shergottite Northwest Africa 8657: Implications for fO<sub>2</sub> correlations and element redistribution during shock melting in shergottites. *Meteoritics & Planetary Sciences*, 53(2), 249–267. <https://doi.org/10.1111/maps.12999>
- Hui, H., Peslier, A. H., Lapen, T. J., Shafer, J. T., Brandon, A. D., & Irving, A. J. (2011). Petrogenesis of basaltic shergottite Northwest Africa 5298: Closed-system crystallization of an oxidized mafic melt. *Meteoritics & Planetary Sciences*, 46(9), 1313–1328. <https://doi.org/10.1111/j.1945-5100.2011.01231.x>
- Hu, S., Lin, Y., Zhang, J., Hao, J., Xing, W., Zhang, T., et al. (2019). Ancient geologic events on Mars revealed by zircons and apatites from the Martian regolith breccia NWA 7034. *Meteoritics & Planetary Sciences*, 54(4), 850–879. <https://doi.org/10.1111/maps.13256>
- Hu, S., Lin, Y., Zhang, J., Hao, J., Yamaguchi, A., Zhang, T., et al. (2020). Volatiles in the martian crust and mantle: Clues from the NWA 6162 shergottite. *Earth and Planetary Science Letters*, 530, 115902. <https://doi.org/10.1016/j.epsl.2019.115902>
- Humayun, M., Nemchin, A., Zanda, B., Hewins, R. H., Grange, M., Kennedy, A., et al. (2013). Origin and age of the earliest Martian crust from meteorite NWA 7533. *Nature*, 503(7477), 513–516. <https://doi.org/10.1038/nature12764>
- Ikeda, Y., Kimura, M., Takeda, H., Shimoda, G., Kita, N. T., Morishita, Y., et al. (2006). Petrology of a new basaltic shergottite: Dhofar 378. *Antarctic Meteorite Research*, 19, 20–44.
- Izawa, M. R. M., Tait, K. T., Moser, D. E., Barker, I. R., Hyde, B. C., Nicklin, I., & Lapen, T. J. (2015). *Mineralogy, petrology and geochronology of intermediate shergottite NWA 7042*. Paper presented at Lunar and Planetary Institute Science Conference XLVI, Abstract #2523.
- Jambon, A., Barrat, J. A., Bollinger, C., Sautter, V., Boudouma, O., Greenwood, R. C., et al. (2010). Northwest Africa 5790. *Top sequence of the nakhlite pile*. Retrieved from <http://www.lpi.usra.edu/meetings/lpsc2010/>
- Jambon, A., Barrat, J. A., Sautter, V., Gillet, P., Göpel, C., Javoy, M., et al. (2002). The basaltic shergottite Northwest Africa 856: Petrology and chemistry A. *Meteoritics and Planetary Science*, 37(9), 1147–1164. <https://doi.org/10.1111/j.1945-5100.2002.tb00885.x>
- Jambon, A., Sautter, V., Barrat, J.-A., Gattacceca, J., Rochette, P., Boudouma, O., et al. (2016). Northwest Africa 5790: Revisiting nakhlite petrogenesis. *Geochimica et Cosmochimica Acta*, 190, 191–212. <https://doi.org/10.1016/j.gca.2016.06.032>
- Jones, J. H. (1986). A discussion of isotopic systematics and mineral zoning in the shergottites: Evidence for a 180 m.y. igneous crystallization age. *Geochimica et Cosmochimica Acta*, 50(6), 969–977. [https://doi.org/10.1016/0016-7037\(86\)90377-7](https://doi.org/10.1016/0016-7037(86)90377-7)
- Jones, J. H. (1989). *Isotopic relationships among the shergottites, the nakhlites and Chassigny* (pp. 465–474). Proceedings of 19th Lunar and Planetary Science Conference.
- Kereszturi, A., & Chatzitheodoridis, E. (2016). Searching for the source crater of nakhlite meteorites. *Origins of Life and Evolution of the Biosphere*, 46(4), 455–471. <https://doi.org/10.1007/s11084-016-9498-x>
- Kiefer, W. S. (2003). Melting in the martian mantle: Shergottite formation and implications for present-day mantle convection on Mars. *Meteoritics & Planetary Sciences*, 38(12), 1815–1832. <https://doi.org/10.1111/j.1945-5100.2003.tb00017.x>
- Kizovski, T. V., Izawa, M. R. M., Tait, K. T., Moser, D. E., Day, J. M. D., Hyde, B. C., et al. (2020). Petrogenesis, alteration, and shock history of intermediate shergottite Northwest Africa 7042: Evidence for hydrous magmatism on Mars? *Geochimica et Cosmochimica Acta*, 283, 103–123. <https://doi.org/10.1016/j.gca.2020.05.030>
- Kizovski, T. V., Tait, K. T., Di Cecco, V. E., White, L. F., & Moser, D. E. (2019). Detailed mineralogy and petrology of highly shocked poikilitic shergottite Northwest Africa 6342. *Meteoritics & Planetary Science*, 54(4), 768–784. <https://doi.org/10.1111/maps.13255>
- Kleine, T., Mezger, K., Münker, C., Palme, H., & Bischoff, A. (2004). 182Hf-182W isotope systematics of chondrites, eucrites, and martian meteorites: Chronology of core formation and early mantle differentiation in Vesta and Mars. *Geochimica et Cosmochimica Acta*, 68(13), 2935–2946. <https://doi.org/10.1016/j.gca.2004.01.009>
- Koike, M., Nakada, R., Kajitani, I., Usui, T., Tamenori, Y., Sugahara, H., & Kobayashi, A. (2020). In-situ preservation of nitrogen-bearing organics in Noachian Martian carbonates. *Nature Communications*, 11(1), 1–7. <https://doi.org/10.1038/s41467-020-15931-4>
- Krämer Ruggiu, L., Gattacceca, J., Bevuouard, B., Udry, A., Debaille, V., Rochette, P., et al. (2020). Caleta el Cobre 022 martian meteorite: Increasing nakhlite diversity. *Meteoritics & Planetary Science*, 25, 1–25. <https://doi.org/10.1111/maps.13534>
- Kring, D. A., Gleason, J. D., Swindle, T. D., Nishiizumi, K., Caffee, M. W., Hill, D. H., et al. (2003). Composition of the first bulk melt sample from a volcanic region of Mars: Queen Alexandra Range 94201. *Meteoritics & Planetary Sciences*, 38(12), 1833–1848. <https://doi.org/10.1111/j.1945-5100.2003.tb00018.x>
- Kruijer, T. S., Kleine, T., Borg, L. E., Brennecka, G. A., Irving, A. J., Bischoff, A., & Agee, C. B. (2017). The early differentiation of Mars inferred from Hf-W chronometry. *Earth and Planetary Science Letters*, 474, 345–354. <https://doi.org/10.1016/j.epsl.2017.06.047>
- Kuchka, C. R., Herd, C. D. K., Walton, E. L., Guan, Y., & Liu, Y. (2017). Martian low-temperature alteration materials in shock-melt pockets in Tissint: Constraints on their preservation in shergottite meteorites. *Geochimica et Cosmochimica Acta*, 210, 228–246. <https://doi.org/10.1016/j.gca.2017.04.037>
- Kuebler, K. E. (2013). A comparison of the iddingsite alteration products in two terrestrial basalts and the Allan Hills 77005 martian meteorite using Raman spectroscopy and electron microprobe analyses. *Journal of Geophysical Research: Planets*, 118(4), 803–830. <https://doi.org/10.1029/2012JE004243>
- Lang, N. P., Tornabene, L. L., McSween, H. Y., & Christensen, P. R. (2009). Tharsis-sourced relatively dust-free lavas and their possible relationship to Martian meteorites. *Journal of Volcanology and Geothermal Research*, 185(1–2), 103–115. <https://doi.org/10.1016/j.jvolgeores.2008.12.014>



- Lapen, T. J., Righter, M., Andreasen, R., Irving, A. J., Satkoski, A. M., Beard, B. L., et al. (2017). Two billion years of magmatism recorded from a single Mars meteorite ejection site. *Science Advances*, 3(2), e1600922. <https://doi.org/10.1126/sciadv.1600922>
- Lapen, T. J., Righter, M., Brandon, A. D., Beard, B. L., Shafer, J., & Irving, A. J. (2009). *Lu-Hf isotope systematics of NWA 4468 and NWA 2990: implications for the sources of shergottites*. Paper presented at 40th Lunar and Planetary Science Conference, Abstract# 2376.
- Lapen, T. J., Righter, M., Brandon, A. D., Debaille, V., Beard, B. L., Shafer, J. T., & Peslier, A. H. (2010). A younger age for ALH84001 and its geochemical link to shergottite sources in Mars. *Science*, 328(5976), 347–351. <https://doi.org/10.1126/science.1185395>
- Lee, M. R., Daly, L., Cohen, B. E., Hallis, L. J., Griffin, S., Trimby, P., et al. (2018). Aqueous alteration of the Martian meteorite Northwest Africa 817: Probing fluid-rock interaction at the nakhlite launch site. *Meteoritics & Planetary Science*, 53(11), 2395–2412. <https://doi.org/10.1111/maps.13136>
- Lentz, R. C. F., McSween, H. Y., Ryan, J., & Riciputi, L. R. (2001). Water in martian magmas: Clues from light lithophile elements in shergottite and nakhlite pyroxenes. *Geochimica et Cosmochimica Acta*, 65(24), 4551–4565. [https://doi.org/10.1016/S0016-7037\(01\)00756-6](https://doi.org/10.1016/S0016-7037(01)00756-6)
- Leshin, L. A. (2000). Insights into martian water reservoirs from analyses of martian meteorite QUE94201. *Geophysical Research Letters*, 27(14), 2017–2020. <https://doi.org/10.1029/1999GL008455>
- Leshin, L. A., Epstein, S., & Stolper, E. M. (1996). Hydrogen isotope geochemistry of SNC meteorites. *Geochimica et Cosmochimica Acta*, 60(14), 2635–2650. [https://doi.org/10.1016/0016-7037\(96\)00122-6](https://doi.org/10.1016/0016-7037(96)00122-6)
- Leshin, L. A., & Vicenzi, E. (2006). Aqueous processes recorded by martian meteorites: Analyzing martian water on earth. *Elements*, 2, 157–162.
- Liu, Y., Baziotis, I. P., Asimow, P. D., Bodnar, R. J., & Taylor, L. A. (2016a). Mineral chemistry of the Tissint meteorite: Indications of two-stage crystallization in a closed system. *Meteoritics & Planetary Sciences*, 23, 1–23. <https://doi.org/10.1111/maps.12726>
- Liu, Y., Chen, Y., Guan, Y., Ma, C., Rossman, G. R., Eiler, J. M., & Zhang, Y. (2018). Impact-melt hygrometer for Mars: The case of shergottite Elephant Moraine (EETA) 79001. *Earth and Planetary Science Letters*, 490, 206–215. <https://doi.org/10.1016/j.epsl.2018.03.019>
- Liu, Y., Ma, C., Beckett, J. R., Chen, Y., & Guan, Y. (2016b). Rare-earth-element minerals in martian breccia meteorites NWA 7034 and 7533: Implications for fluid–rock interaction in the martian crust. *Earth and Planetary Science Letters*, 451(12), 251–262. <https://doi.org/10.1016/j.epsl.2016.06.041>
- Macarthur, J. L., Bridges, J. C., Hicks, L. J., Burgess, R., Joy, K. H., Branney, M. J., et al. (2019). ScienceDirect Mineralogical constraints on the thermal history of martian regolith breccia Northwest Africa 8114. *Geochimica et Cosmochimica Acta*, 246, 267–298. <https://doi.org/10.1016/j.gca.2018.11.026>
- Mandon, L., Quantin-Nataf, C., Tholot, P., Mangold, N., Lozac'h, L., Dromart, G., et al. (2020). Refining the age, emplacement and alteration scenarios of the olivine-rich unit in the Nili Fossae region, Mars. *Icarus*, 336, 113436. <https://doi.org/10.1016/j.icarus.2019.113436>
- Mari, N., Riches, A. J. V., Hallis, L. J., Marrocchi, Y., Villeneuve, J., Gleissner, P., et al. (2019). Syneruptive incorporation of martian surface sulphur in the nakhlite lava flows revealed by S and Os isotopes and highly siderophile elements: implication for mantle sources in Mars. *Geochimica et Cosmochimica Acta*, 266, 416–434. <https://doi.org/10.1016/j.gca.2019.05.025>
- McCubbin, F. M., Boyce, J. W., Novák-Szabó, T., Santos, A. R., Tartèse, R., Muttik, N., et al. (2016a). Geologic history of Martian regolith breccia Northwest Africa 7034: Evidence for hydrothermal activity and lithologic diversity in the Martian crust. *Journal of Geophysical Research: Planets*, 121(10), 2120–2149. <https://doi.org/10.1002/2016JE005143>
- McCubbin, F. M., Boyce, J. W., Srinivasan, P., Santos, A. R., Elardo, S. M., Filiberto, J., et al. (2016b). Heterogeneous distribution of H 2 O in the Martian interior: Implications for the abundance of H 2 O in depleted and enriched mantle sources. *Meteoritics & Planetary Sciences*, 51(11), 2036–2060. <https://doi.org/10.1111/maps.12639>
- McCubbin, F. M., Elardo, S. M., Shearer, C. K., Smirnov, A., Hauri, E. H., & Draper, D. S. (2013). A petrogenetic model for the comagmatic origin of chassignites and nakhlites: Inferences from chlorine-rich minerals, petrology, and geochemistry. *Meteoritics & Planetary Sciences*, 48(5), 819–853. <https://doi.org/10.1111/maps.12095>
- McCubbin, F. M., Hauri, E. H., Elardo, S. M., Vander Kaaden, K. E., Wang, J., & Shearer, C. K. (2012). Hydrous melting of the martian mantle produced both depleted and enriched shergottites. *Geology*, 40(8), 683–686. <https://doi.org/10.1130/G33242.1>
- McDonough, W. F., & Sun, S. S. (1995). The composition of the Earth. *Chemical Geology*, 120(3–4), 223–253. [https://doi.org/10.1016/0009-2541\(94\)00140-4](https://doi.org/10.1016/0009-2541(94)00140-4)
- McKay, D. S., Gibson, E. K., Thomas-Kepner, K. L., Vali, H., Romanek, C. S., Clemett, S. J., et al. (1996). Search for past life on Mars: Possible relic biogenic activity in martian meteorite ALH84001. *Science*, 273(5277), 924–930. <https://doi.org/10.1126/science.273.5277.924>
- McSween, H. Y. (2015). Petrology on Mars. *American Mineralogist*, 100(11–12), 2380–2395. <https://doi.org/10.2138/am-2015-5257>
- McSween, H. Y. (2019). The search for biosignatures in martian meteorite Allan Hills 84001. In B. Cavalazzi & F. Westall (Eds.), *Advances in astrobiology and biogeophysics* (pp. 167–182). Cham, Switzerland: Springer. [https://doi.org/10.1007/978-3-319-96175-0\\_8](https://doi.org/10.1007/978-3-319-96175-0_8)
- McSween, H. Y., & Stolper, E. M. (1980). Basaltic meteorites. *Scientific American*, 242(6), 54–63.
- McSween, H. Y., Eisenhour, D. D., Taylor, L. a., Wadhwa, M., & Crozaz, G. (1996). QUE94201 shergottite: Crystallization of a Martian basaltic magma. *Geochimica et Cosmochimica Acta*, 60(22), 4563–4569. [https://doi.org/10.1016/S0016-7037\(96\)00265-7](https://doi.org/10.1016/S0016-7037(96)00265-7)
- McSween, H. Y., Grove, T. L., Lentz, R. C. F., Dann, J. C., Holzheid, A. H., Riciputi, L. R., & Ryan, J. G. (2001). Geochemical evidence for magmatic water within Mars from pyroxenes in the Shergotty meteorite. *Nature*, 409(6819), 487–490. <https://doi.org/10.1038/35054011>
- McSween, H. Y., Ruff, S. W., Morris, R. V., Bell, J. F., Herkenhoff, K., Gellert, R., et al. (2006). Alkaline volcanic rocks from the Columbia Hills, Gusev crater, Mars. *Journal of Geophysical Research*, 111(E9), E09S91. <https://doi.org/10.1029/2006JE002698>
- McSween, H. Y., Taylor, G. J., & Wyatt, M. B. (2009). Elemental composition of the martian crust. *Science*, 324(5928), 736–739. <https://doi.org/10.1126/science.1165871>
- Médard, E., & Grove, T. L. (2008). The effect of H2O on the olivine liquidus of basaltic melts: Experiments and thermodynamic models. *Contributions to Mineralogy and Petrology*, 155(4), 417–432. <https://doi.org/10.1007/s00410-007-0250-4>
- Melwani Daswani, M., Schwenzer, S. P., Reed, M. H., Wright, I. P., & Grady, M. M. (2016). Alteration minerals, fluids, and gases on early Mars: Predictions from 1-D flow geochemical modeling of mineral assemblages in meteorite ALH 84001. *Meteoritics & Planetary Sciences*, 51(11), 2154–2174. <https://doi.org/10.1111/maps.12713>
- Mikouchi, T., Koizumi, E., Monkawa, A., Ueda, Y., & Miyamoto, M. (2003). Mineralogy and petrology of Yamato 000593: Comparison with other Martian nakhlite meteorites. *Antarctic Meteorite Research*, 16, 34–57.
- Mikouchi, T., & Kurihara, T. (2008). Mineralogy and petrology of paired lherzolitic shergottites Yamato 000027, Yamato 000047, and Yamato 000097: Another fragment from a Martian “lherzolite” block. *Polar Science*, 2(3), 175–194. <https://doi.org/10.1016/j.polar.2008.06.003>
- Mikouchi, T., Makishima, J., & Kurihara, T. (2012). *Relative burial depth of nakhlites revisited*. Paper presented at Lunar and Planetary Institute Science Conference XLIII, Abstract #2363. Retrieved from <http://adsabs.harvard.edu/abs/2012LP143.2363M>
- Mittlefehldt, D. W. (1994). ALH84001, a cumulate orthopyroxenite member of the martian meteorite clan. *Meteoritics*, 29(2), 214–221. <https://doi.org/10.1111/j.1945-5100.1994.tb00673.x>

- Moriwaki, R., Usui, T., Tobita, M., & Yokoyama, T. (2020). Geochemically heterogeneous Martian mantle inferred from Pb isotope systematics of depleted shergottites. *Geochimica et Cosmochimica Acta*, 274, 157–171. <https://doi.org/10.1016/j.gca.2020.01.014>
- Moser, D. E., Arcuri, G. A., Reinhard, D. A., White, L. F., Darling, J. R., Barker, I. R., et al. (2019). Decline of giant impacts on Mars by 4.48 billion years ago and an early opportunity for habitability. *Nature Geoscience*, 12(7), 522–527. <https://doi.org/10.1038/s41561-019-0380-0>
- Moser, D. E., Chamberlain, K. R., Tait, K. T., Schmitt, A. K., Darling, J. R., Barker, I. R., & Hyde, B. C. (2013). Solving the Martian meteorite age conundrum using micro-baddeleyite and launch-generated zircon. *Nature*, 499(7459), 454–457. <https://doi.org/10.1038/nature12341>
- Mouginis-Mark, P. J., McCoy, T. J., Taylor, G. J., & Keil, K. (1992). Martian parent craters for the SNC meteorites. *Journal of Geophysical Research*, 97(E6), 10213–10225.
- Musselwhite, D. S., Dalton, H. a, Kiefer, W. S., & Treiman, A. H. (2006). Experimental petrology of the basaltic shergottite Yamato-980459: Implications for the thermal structure of the Martian mantle. *Meteoritics & Planetary Sciences*, 41(9), 1271–1290. <https://doi.org/10.1111/j.1945-5100.2006.tb00521.x>
- Nekvasil, H., Dondolini, A., Horn, J., Filiberto, J., Long, H., & Lindsley, D. H. (2004). The origin and evolution of silica-saturated alkalic suites: An experimental study. *Journal of Petrology*, 45(4), 693–721. <https://doi.org/10.1093/petrology/egg103>
- Nekvasil, H., Filiberto, J., McCubbin, F. M., & Lindsley, D. H. (2007). Alkalic parental magmas for chassignites? *Meteoritics & Planetary Sciences*, 42(6), 979–992. <https://doi.org/10.1111/j.1945-5100.2007.tb01145.x>
- Niihara, T., Kaiden, H., Misawa, K., Sekine, T., & Mikouchi, T. (2012). U-Pb isotopic systematics of shock-loaded and annealed baddeleyite: Implications for crystallization ages of Martian meteorite shergottites. *Earth and Planetary Science Letters*, 341–344, 195–210. <https://doi.org/10.1016/j.epsl.2012.06.002>
- Norman, M. D. (1999). The composition and thickness of the crust of Mars estimated from rare earth elements and neodymium-isotopic compositions of Martian meteorites. *Meteoritics & Planetary Sciences*, 34(3), 439–449. <https://doi.org/10.1111/j.1945-5100.1999.tb01352.x>
- Nyquist, L. E., Bogard, D. D., Shih, C.-Y., Greshake, A., Stöffler, D., & Eugster, O. (2001). Ages and geologic histories of Martian meteorites. In R. Kallenbach, J. Geiss, & W. K. Hartmann (Eds.), *Chronology and evolution of Mars* (pp. 105–164). Dordrecht, Netherlands: Springer.
- Nyquist, L. E., Bogard, D. D., Shih, C.-Y., Park, J., Reese, Y. D., & Irving, A. J. (2009). Concordant Rb–Sr, Sm–Nd, and Ar–Ar ages for Northwest Africa 1460: A 346Ma old basaltic shergottite related to “Iherzolitic” shergottites. *Geochimica et Cosmochimica Acta*, 73(14), 4288–4309. <https://doi.org/10.1016/j.gca.2009.04.008>
- Nyquist, L. E., Borg, L. E., & Shih, C. Y. (1998). The Shergottite age paradox and the relative probabilities for Martian meteorites of differing ages. *Journal of Geophysical Research*, 103(E13), 31445. <https://doi.org/10.1029/98JE01965>
- Nyquist, L. E., Shih, C., McCubbin, F. M., Santos, A. R., Shearer, C. K., Peng, Z. X., et al. (2016). Rb–Sr and Sm–Nd isotopic and REE studies of igneous components in the bulk matrix domain of Martian breccia Northwest Africa 7034. *Meteoritics & Planetary Sciences*, 51(3), 483–498. <https://doi.org/10.1111/maps.12606>
- Ody, A., Poulet, F., Quantin, C., Bibring, J.-P., Bishop, J. L., & Dyar, M. D. (2015). Candidates source regions of martian meteorites as identified by OMEGA/MEx. *Icarus*, 258, 366–383. <https://doi.org/10.1016/j.icarus.2015.05.019>
- Ostwald, A. M., Udry, A., Gazel, E., & Payré, V. (2020b). *Assimilation-fractional crystallization on Mars as a formation process for felsic rocks*. Paper presented at 51st Lunar and Planetary Institute Science Conference, Abstract #2200.
- Ostwald, A. M., Udry, A., Gross, J., & Day, J. M. D. (2020a). *Chassignite and nakhlite parental melts determined from melt inclusion analysis*. Paper presented at Lunar and Planetary Institute Science Conference, Abstract #2213.
- Papike, J. J., Burger, P. V., Shearer, C. K., & McCubbin, F. M. (2013). Experimental and crystal chemical study of the basalt-eclogite transition in Mars and implications for martian magmatism. *Geochimica et Cosmochimica Acta*, 104, 358–376. <https://doi.org/10.1016/j.gca.2012.11.007>
- Paquet, M., Day, J. M. D., Udry, A., Hattingh, R., Kumler, B., Rahib, R. R., et al. (2020). Highly siderophile elements in shergottite sulfides and the sulfur content of the martian mantle. *Geochimica et Cosmochimica Acta*. <https://doi.org/10.1016/j.gca.2020.10.024>
- Payré, V., Siebach, K. L., Dasgupta, R., Udry, A., Rampe, E. B., & Morrison, S. M. (2020). Constraining ancient magmatic evolution on Mars using crystal chemistry of detrital igneous minerals in the sedimentary Bradbury group, Gale crater, Mars. *Journal of Geophysical Research: Planets*, 125(8), e2020JE006467. <https://doi.org/10.1029/2020je006467>
- Peslier, A. H., Hervig, R., Yang, S., Humayun, M., Barnes, J. J., Irving, A. J., & Brandon, A. D. (2019). Determination of the water content and D/H ratio of the martian mantle by unraveling degassing and crystallization effects in nakhlites. *Geochimica et Cosmochimica Acta*, 266, 382–415. <https://doi.org/10.1016/j.gca.2019.04.023>
- Peslier, A. H., Hnatyshin, D., Herd, C. D. K., Walton, E. L., Brandon, A. D., Lapen, T. J., & Shafer, J. T. (2010). Crystallization, melt inclusion, and redox history of a Martian meteorite: Olivine-phyric shergottite Larkman Nunatak 06319. *Geochimica et Cosmochimica Acta*, 74(15), 4543–4576. <https://doi.org/10.1016/j.gca.2010.05.002>
- Peters, T. J. J., Simon, J. I. L., Jones, J. H. H., Usui, T., Moriwaki, R., Economos, R. C. C., et al. (2015). Tracking the source of the enriched martian meteorites in olivine-hosted melt inclusions of two depleted shergottites, Yamato 980459 and Tissint. *Earth and Planetary Science Letters*, 418, 91–102. <https://doi.org/10.1016/j.epsl.2015.02.033>
- Piercy, J. D., Bridges, J. C., Hicks, L. J., MacArthur, J. L., Greenwood, R. C., & Franchi, I. A. (2020). Terrestrial alteration mineral assemblages in the NWA 10416 olivine phyric shergottite. *Geochimica et Cosmochimica Acta*, 280, 26–45. <https://doi.org/10.1016/j.gca.2020.03.026>
- Rahib, R. R., Udry, A., Howarth, G. H., Gross, J., Paquet, M., Combs, L. M., et al. (2019). Mantle source to near-surface emplacement of enriched and intermediate poikilitic shergottites in Mars. *Geochimica et Cosmochimica Acta*, 266, 463–496. <https://doi.org/10.1016/j.gca.2019.07.034>
- Righter, M., Lapen, T. J., & Irving, A. J. (2018). *Extending the range in ages and source compositions of shergottites: Lu-Hf and Sm-Nd ages and isotope systematics of Northwest Africa 4480*. Paper presented at Lunar and Planetary Institute Science Conference XLIX, Abstract #2609.
- Rubin, A. E., Warren, P. H., Greenwood, J. P., Verish, R. S., Leshin, L. A., Hervig, R. L., et al. (2000). Los Angeles: The most differentiated basaltic martian meteorite. *Geology*, 28(11), 1011–1014. [https://doi.org/10.1130/0091-7613\(2000\)28<1011:LATMDB>2.0.CO](https://doi.org/10.1130/0091-7613(2000)28<1011:LATMDB>2.0.CO)
- Salvatore, M. R., Goudge, T. A., Bramble, M. S., Edwards, C. S., Bandfield, J. L., Amador, E. S., et al. (2018). Bulk mineralogy of the NE Syrtis and Jezero crater regions of Mars derived through thermal infrared spectral analyses. *Icarus*, 301, 76–96. <https://doi.org/10.1016/j.icarus.2017.09.019>
- Sandwell, D. T., Müller, R. D., Smith, W. H. F., Garcia, E., & Francis, R. (2014). New global marine gravity model from CryoSat-2 and Jason-1 reveals buried tectonic structure. *Science*, 346, 65–67.

- Santos, A. R., Agee, C. B., McCubbin, F. M., Shearer, C. K., Burger, P. V., Tartèse, R., & Anand, M. (2015). Petrology of igneous clasts in Northwest Africa 7034: Implications for the petrologic diversity of the martian crust. *Geochimica et Cosmochimica Acta*, *157*, 56–85. <https://doi.org/10.1016/j.gca.2015.02.023>
- Sautter, V., Barrat, J. A., Jambon, A., Lorand, J. P., Gillet, P., Javoy, M., et al. (2002). A new Martian meteorite from Morocco: The nakhlite North West Africa 817. *Earth and Planetary Science Letters*, *195*(3–4), 223–238. [https://doi.org/10.1016/S0012-821X\(01\)00591-X](https://doi.org/10.1016/S0012-821X(01)00591-X)
- Sautter, V., Jambon, A., & Boudouma, O. (2006). Cl-amphibole in the nakhlite MIL 03346: Evidence for sediment contamination in a Martian meteorite. *Earth and Planetary Science Letters*, *252*(1–2), 45–55. <https://doi.org/10.1016/j.epsl.2006.09.024>
- Sautter, V., Toplis, M. J., Wiens, R. C., Cousin, A., Fabre, C., Gasnault, O., et al. (2015). In situ evidence for continental crust on early Mars. *Nature Geoscience*, *8*(8), 605–609. <https://doi.org/10.1038/ngeo2474>
- Shafer, J. T., Brandon, A. D., Lapen, T. J., Righter, M., Peslier, a. H., & Beard, B. L. (2010). Trace element systematics and <sup>147</sup>Sm–<sup>143</sup>Nd and <sup>176</sup>Lu–<sup>176</sup>Hf ages of Larkman Nunatak 06319: Closed-system fractional crystallization of an enriched shergottite magma. *Geochimica et Cosmochimica Acta*, *74*(24), 7307–7328. <https://doi.org/10.1016/j.gca.2010.09.009>
- Sharp, T. G., Walton, E. L., Hu, J., & Agee, C. (2019). Shock conditions recorded in NWA 8159 martian augite basalt with implications for the impact cratering history on Mars. *Geochimica et Cosmochimica Acta*, *246*, 197–212. <https://doi.org/10.1016/j.gca.2018.11.014>
- Shearer, C. K., Bell, A. S., Herd, C. D. K., Burger, P. V., Provencio, P., Sharp, Z. D., & Papike, J. J. (2019). The Northwest Africa 8159 (NWA 8159) Martian Meteorite Part 2. Spinel-orthopyroxene intergrowths. A record of fO<sub>2</sub> and crust-basalt interactions. *Geochimica et Cosmochimica Acta*, *258*, 242–257. <https://doi.org/10.1016/j.gca.2019.05.034>
- Shih, C. Y., Nyquist, L. E., Reese, Y., & Misawa, K. (2011). Sm–Nd and Rb–Sr studies of lherzolitic shergottite Yamato 984028. *Polar Science*, *4*(4), 515–529. <https://doi.org/10.1016/j.polar.2010.05.004>
- Stewart, A. J., Schmidt, M. W., van Westrenen, W., & Liebske, C. (2007). Mars: A New Core-Crystallization Regime. *Science*, *316*(5829), 1323–1325. <https://doi.org/10.1126/science.1140549>
- Stoker, C. R., Gooding, J. L., Roush, T., Banin, A., Burt, D., Clark, B. C., et al. (1993). The physical and chemical properties and resource potential of Martian surface soils. In J. L. Lewis, M. S. Matthews, & M. L. Guerrieri (Eds.), *Resources of near-Earth space* (pp. 659–707). Tucson, AZ: University of Arizona Press.
- Stolper, E. M., Baker, M. B., Newcombe, M. E., Schmidt, M. E., Treiman, a. H., Cousin, A., et al. (2013). The petrochemistry of Jake\_M: A martian mugearite. *Science*, *341*(6153), 1239463. <https://doi.org/10.1126/science.1239463>
- Symes, S. J. K., Borg, L. E., Shearer, C. K., & Irving, A. J. (2008). The age of the martian meteorite Northwest Africa 1195 and the differentiation history of the shergottites. *Geochimica et Cosmochimica Acta*, *72*(6), 1696–1710. <https://doi.org/10.1016/j.gca.2007.12.022>
- Tait, K. T., & Day, J. M. D. (2018). Chondritic late accretion to Mars and the nature of shergottite reservoirs. *Earth and Planetary Science Letters*, *494*, 99–108. <https://doi.org/10.1016/j.epsl.2018.04.040>
- Taylor, G. J. (2013). The bulk composition of Mars. *Geochemistry*, *73*(4), 401–420. <https://doi.org/10.1016/j.chemer.2013.09.006>
- Thomas-Keppta, K. L., Bazylinski, D. A., Kirschvink, J. L., Clemett, S. J., McKay, D. S., Wentworth, S. J., et al. (2000). Elongated prismatic magnetite crystals in ALH84001 carbonate globules: Potential Martian magnetofossils. *Geochimica et Cosmochimica Acta*, *64*(23), 4049–4081. [https://doi.org/10.1016/S0016-7037\(00\)00481-6](https://doi.org/10.1016/S0016-7037(00)00481-6)
- Tomkinson, T., Lee, M. R., Mark, D. F., Dobson, K. J., & Franchi, I. A. (2015). The Northwest Africa (NWA) 5790 meteorite: A mesostasis-rich nakhlite with little or no martian aqueous alteration. *Meteoritics & Planetary Sciences*, *50*(2), 287–304. <https://doi.org/10.1111/maps.12424>
- Tornabene, L. L., Moersch, J. E., McSween, H. Y., McEwen, A. S., Piatek, J. L., Milam, K. A., & Christensen, P. R. (2006). Identification of large (2–10 km) rayed craters on Mars in THEMIS thermal infrared images: Implications for possible Martian meteorite source regions. *Journal of Geophysical Research*, *111*(E10), 1–25. <https://doi.org/10.1029/2005JE002600>
- Treiman, A. H. (1985). Amphibole and hercynite spinel in Shergotty and Zagami: Magmatic water, depth of crystallization, and metasotism. *Meteoritics*, *20*, 229–243.
- Treiman, A. H. (1995). S ≠ NC: Multiple source areas for Martian meteorites. *Journal of Geophysical Research*, *100*(E3), 5329. <https://doi.org/10.1029/94JE02184>
- Treiman, A. H. (1998). The history of Allan Hills 84001 revised: Multiple shock events. *Meteoritics & Planetary Sciences*, *33*(4), 753–764. <https://doi.org/10.1111/j.1945-5100.1998.tb01681.x>
- Treiman, A. H. (2003). Submicron magnetite grains and carbon compounds in martian meteorite ALH84001: Inorganic, abiotic formation by shock and thermal metamorphism. *Astrobiology*, *3*(2), 369–392. <https://doi.org/10.1089/153110703769016451>
- Treiman, A. H. (2005). The nakhlite meteorites: Augite-rich igneous rocks from Mars. *Chemie Der Erde—Geochemistry*, *65*(3), 203–270. <https://doi.org/10.1016/j.chemer.2005.01.004>
- Treiman, A. H. (2019). *Meteorite Allan Hills (ALH) 84001: Implications for Mars' inhabitation and habitability*. Paper presented at The First Billion Years: Habitability, Abstract #1032.
- Treiman, A. H., Barrett, R. S., & Gooding, J. L. (1993). Preterrestrial aqueous alteration of the Lafayette (SNC) meteorite. *Meteoritics*, *28*, 86–97.
- Treiman, A. H., Bish, D. L., Vaniman, D. T., Chipera, S. J., Blake, D. F., Ming, D. W., et al. (2016). Mineralogy, provenance, and diagenesis of a potassic basaltic sandstone on Mars: CheMin X-ray diffraction of the Windjana sample (Kimberley area, Gale crater). *Journal of Geophysical Research: Planets*, *121*(1), 75–106. <https://doi.org/10.1002/2015JE004932>
- Treiman, A. H., & Filiberto, J. (2015). Geochemical diversity of shergottite basalts: Mixing and fractionation, and their relation to Mars surface basalts. *Meteoritics & Planetary Science*, *50*(4), 632–648. <https://doi.org/10.1111/maps.12363>
- Treiman, A. H., & Irving, A. J. (2008). Petrology of Martian meteorite Northwest Africa 998. *Meteoritics & Planetary Sciences*, *43*(5), 829–854. <https://doi.org/10.1111/j.1945-5100.2008.tb01085.x>
- Treiman, A. H., Musselwhite, D. S., Herd, C. D. K. K., & Shearer, C. K. (2006). Light lithophile elements in pyroxenes of Northwest Africa (NWA) 817 and other Martian meteorites: Implications for water in Martian magmas. *Geochimica et Cosmochimica Acta*, *70*(11), 2919–2934. <https://doi.org/10.1016/j.gca.2006.03.008>
- Udry, A., Balta, J. B., & McSween, H. Y. (2014). Exploring fractionation models for Martian magmas. *Journal of Geophysical Research: Planets*, *119*(1), 1–18. <https://doi.org/10.1002/2013JE004445>
- Udry, A., & Day, J. M. D. (2018). 1.34 billion-year-old magmatism on Mars evaluated from the co-genetic nakhlite and chassignite meteorites. *Geochimica et Cosmochimica Acta*, *238*, 292–315. <https://doi.org/10.1016/j.gca.2018.07.006>
- Udry, A., Gazel, E., & McSween, H. Y. (2018). Formation of evolved rocks at Gale crater by crystal fractionation and implications for Mars crustal composition. *Journal of Geophysical Research: Planets*, *123*(6), 1525–1540. <https://doi.org/10.1029/2018JE005602>
- Udry, A., Howarth, G. H., Herd, C., Day, J. M. D., Lapen, T. J., & Filiberto, J. (2020). What martian meteorites reveal about the interior and surface of Mars. *Journal of Geophysical Research: Planets*. <https://doi.org/10.6084/m9.figshare.13182629.v1>



- Udry, A., Howarth, G. H., Lapen, T. J., & Righter, M. (2017). Petrogenesis of the NWA 7320 enriched martian gabbroic shergottite: Insight into the martian crust. *Geochimica et Cosmochimica Acta*, 204(3), 1–18. <https://doi.org/10.1016/j.gca.2017.01.032>
- Udry, A., Lunning, N. G., McSween, H. Y., & Bodnar, R. J. (2014). Petrogenesis of a vitrophyre in the martian meteorite breccia NWA 7034. *Geochimica et Cosmochimica Acta*, 141, 281–293. <https://doi.org/10.1016/j.gca.2014.06.026>
- Udry, A., McSween, H. Y., Hergiv, R. L., & Taylor, L. A. (2016). Lithium isotopes and light lithophile element abundances in shergottites: Evidence for both magmatic degassing and subsolidus diffusion. *Meteoritics & Planetary Sciences*, 51(1), 80–104. <https://doi.org/10.1111/maps.12582>
- Usui, T., Alexander, C. M. O. D., Wang, J., Simon, J. I., & Jones, J. H. (2012). Origin of water and mantle–crust interactions on Mars inferred from hydrogen isotopes and volatile element abundances of olivine-hosted melt inclusions of primitive shergottites. *Earth and Planetary Science Letters*, 357–358, 119–129. <https://doi.org/10.1016/j.epsl.2012.09.008>
- Usui, T., Alexander, C. M. O. D., Wang, J., Simon, J. I., & Jones, J. H. (2015). Meteoritic evidence for a previously unrecognized hydrogen reservoir on Mars. *Earth and Planetary Science Letters*, 410, 140–151. <https://doi.org/10.1016/j.epsl.2014.11.022>
- Usui, T., McSween, H. Y., & Floss, C. (2009). Petrogenesis of olivine–pyritic shergottite Yamato 980459, revisited. *Geochimica et Cosmochimica Acta*, 72(6), 1711–1730. <https://doi.org/10.1016/j.gca.2008.01.011>
- Usui, T., Sanborn, M., Wadhwa, M., & McSween, H. Y. (2010). Petrology and trace element geochemistry of Robert Massif 04261 and 04262 meteorites, the first examples of geochemically enriched lherzolithic shergottites. *Geochimica et Cosmochimica Acta*, 74(24), 7283–7306. <https://doi.org/10.1016/j.gca.2010.09.010>
- Váci, Z., Agee, C. B., Herd, C. D. K., Walton, E., Tschauner, O., Ziegler, K., et al. (2020). Hydrous olivine alteration on Mars and earth. *Meteoritics & Planetary Sciences*, 55(5), 1011–1030. <https://doi.org/10.1111/maps.13479>
- Valley, J. W., Eiler, J. M., Graham, C. M., Gibson, E. K., Romanek, C. S., Stolper, E. M., et al. (1997). Low-temperature carbonate concretions in the martian meteorite ALH84001: Evidence from stable isotopes and mineralogy. *Science*, 275(5306), 1633–1638.
- Velbel, M. A. (2012). Aqueous alteration in Martian meteorites: Comparing mineral relations in igneous-rock weathering of Martian meteorites and in the sedimentary cycle of Mars. In J. Grotzinger & R. Milliken (Eds.), *Sedimentary geology of Mars*, SEPM Special Publication, SEPM Society for Sedimentary Geology (pp. 97–117). <https://doi.org/10.2110/pec.12.102.0097>
- Velbel, M. A. (2016). Aqueous corrosion of olivine in the Mars meteorite miller range (MIL) 03346 during antarctic weathering: Implications for water on Mars. *Geochimica et Cosmochimica Acta*, 180, 126–145. <https://doi.org/10.1016/j.gca.2016.01.036>
- Villanueva, G. L., Mumma, M. J., Novak, R. E., Käuff, H. U., Hartogh, P., Encrenaz, T., et al. (2015). Strong water isotopic anomalies in the martian atmosphere: Probing current and ancient reservoirs. *Science*, 348(6231), 218–221. <https://doi.org/10.1126/science.aaa3630>
- Wadhwa, M. (2001). Redox state of Mars' upper mantle and crust from Eu anomalies in shergottite pyroxenes. *Science*, 291(5508), 1527–1530. <https://doi.org/10.1126/science.1057594>
- Wadhwa, M., & Crozaz, G. (1995). Trace and minor elements in minerals of nakhlites and Chassigny: Clues to their petrogenesis. *Geochimica et Cosmochimica Acta*, 59(17), 3629–3645. [https://doi.org/10.1016/0016-7037\(95\)00228-R](https://doi.org/10.1016/0016-7037(95)00228-R)
- Wadhwa, M., McCoy, T. J., & Schrader, D. L. (2020). Advances in cosmochemistry enabled by Antarctic meteorites. *Annual Review of Earth and Planetary Sciences*, 48(1). <https://doi.org/10.1146/annurev-earth-082719-055815>
- Walton, E. L., Irving, A. J., Bunch, T. E., & Herd, C. D. K. (2012). Northwest Africa 4797: A strongly shocked ultramafic poikilitic shergottite related to compositionally intermediate martian meteorites. *Meteoritics & Planetary Sciences*, 47(9), 1449–1474. <https://doi.org/10.1111/j.1945-5100.2012.01407.x>
- Walton, E. L., Kelley, S. P., & Herd, C. D. K. (2008). Isotopic and petrographic evidence for young Martian basalts. *Geochimica et Cosmochimica Acta*, 72(23), 5819–5837. <https://doi.org/10.1016/j.gca.2008.09.005>
- Walton, E. L., Kelley, S. P., & Spray, J. G. (2007). Shock implantation of martian atmospheric argon in four basaltic shergottites: A laser probe  $^{40}\text{Ar}/^{39}\text{Ar}$  investigation. *Geochimica et Cosmochimica Acta*, 71(2), 497–520. <https://doi.org/10.1016/j.gca.2006.09.004>
- Walton, E. L., Sharp, T. G., Hu, J., & Filiberto, J. (2014). Heterogeneous mineral assemblages in martian meteorite Tissint as a result of a recent small impact event on Mars. *Geochimica et Cosmochimica Acta*, 140, 334–348. <https://doi.org/10.1016/j.gca.2014.05.023>
- Wanke, H., & Dreibus, G. (1988). Chemical composition and accretion history of terrestrial planets. *Philosophical Transactions of the Royal Society A: Mathematical, Physical & Engineering Sciences*, 325(1587), 545–557. <https://doi.org/10.1098/rsta.1988.0067>
- Wanke, H., Dreibus, G., & Wright, I. P. (1994). Chemistry and accretion history of Mars [and discussion]. *Philosophical Transactions of the Royal Society A: Mathematical, Physical & Engineering Sciences*, 349(1690), 285–293. <https://doi.org/10.1098/rsta.1994.0132>
- Warren, P. H., Greenwood, J. P., & Rubin, A. E. (2004). Los Angeles: A tale of two stones. *Meteoritics & Planetary Sciences*, 39(1), 137–156. <https://doi.org/10.1111/j.1945-5100.2004.tb00054.x>
- Webster, C. R., Mahaffy, P. R., Flesch, G. J., Niles, P. B., Jones, J. H., Leshin, L. A., et al. (2013). Isotope ratios of H, C, and O in  $\text{CO}_2$  and  $\text{H}_2\text{O}$  of the martian atmosphere. *Science*, 341(6143), 260–263. <https://doi.org/10.1126/science.1237961>
- Werner, S. C., Ody, A., & Poulet, F. (2014). The source crater of martian shergottite meteorites. *Science*, 343(6177), 1343–1346. <https://doi.org/10.1126/science.1247282>
- Wieler, R., Huber, L., Busemann, H., Seiler, S., Leya, I., Maden, C., et al. (2016). Noble gases in 18 Martian meteorites and angrite Northwest Africa 7812-Exposure ages, trapped gases, and a re-evaluation of the evidence for solar cosmic ray-produced neon in shergottites and other achondrites. *Meteoritics & Planetary Sciences*, 51(2), 407–428. <https://doi.org/10.1111/maps.12600>
- Williams, J. T., Shearer, C. K., Sharp, Z. D., Burger, P. V., McCubbin, F. M., Santos, A. R., et al. (2016). The chlorine isotopic composition of Martian meteorites 1: Chlorine isotope composition of Martian mantle and crustal reservoirs and their interactions. *Meteoritics & Planetary Sciences*, 19, 1–19. <https://doi.org/10.1111/maps.12647>
- Wilson, L., & Head, J. W. (1981). *Volcanic eruption mechanisms on Mars: Some theoretical constraints* (pp. 1194–1195). Paper presented at Lunar and Planetary Institute. Retrieved from <http://doi.wiley.com/10.1111/j.1945-5100.2001.tb01917.x>
- Wittmann, A., Korotev, R. L., Jolliff, B. L., Irving, A. J., Moser, D. E., Barker, I., & Rumble, D. (2015). Petrography and composition of Martian regolith breccia meteorite Northwest Africa 7475. *Meteoritics & Planetary Sciences*, 50(2), 326–352. <https://doi.org/10.1111/maps.12425>
- Yoshizaki, T., & McDonough, W. F. (2020). The composition of Mars. *Geochimica et Cosmochimica Acta*, 273, 137–162. <https://doi.org/10.1016/j.gca.2020.01.011>
- Zipfel, J., Schröder, C., Jolliff, B. L., Gellert, R., Herkenhoff, K. E., Rieder, R., et al. (2011). Bounce Rock-A shergottite-like basalt encountered at Meridiani Planum, Mars. *Meteoritics & Planetary Sciences*, 46(1), 1–20. <https://doi.org/10.1111/j.1945-5100.2010.01127.x>